

German Round, 18-19-20 August 2017

World Supersport 300 - Free Practices & Superpole Combined Results

Lausitzring 4.265 m

No.	Rider	Nat	Team	Bike	FP 1	FP 2	Laps	Superpole	Gap	Time	Avg
1	15 A. COPPOLA	ITA	SK Racing	Yamaha YZF-R3	1'58.061	1'57.230	27	1'55.665		1'55.665	132,745
2	88 M. PEREZ	ESP	WILSport Racedays	Honda CBR500R	1'57.498	1'56.159	22	1'55.971	0.306	1'55.971	132,395
3	41 M. GARCIA	ESP	Halcourier Racing	Yamaha YZF-R3	1'58.486	1'57.621	29	1'56.395	0.730	1'56.395	131,913
4	95 G. DE GRUTTOLA	ITA	SK Racing	Yamaha YZF-R3	1'58.861	1'57.771	26	1'56.962	1.297	1'56.962	131,273
5	2 A. CARRASCO	ESP	ETG Racing	Kawasaki Ninja 300	1'57.835	1'57.277	29	1'56.965	1.300	1'56.965	131,270
6	17 G. NODERER	GER	Scuderia Maranga Racing	Honda CBR500R	1'58.582	1'57.951	28	1'57.460	1.795	1'57.460	130,717
7	75 S. DEROUE	NED	MTM HS Kawasaki	Kawasaki Ninja 300	1'58.865	1'57.985	28	1'57.482	1.817	1'57.482	130,692
8	6 R. SCHOTMAN	NED	GRT Yamaha WorldSSP300 Team	Yamaha YZF-R3	1'58.343	1'57.628	28	1'57.487	1.822	1'57.487	130,687
9	25 B. SÁNCHEZ	ESP	Halcourier Racing	Yamaha YZF-R3	1'59.368	1'58.363	27	1'57.634	1.969	1'57.634	130,523
10	16 T. GEORGI	GER	Freudenberg Racing-Team	Yamaha YZF-R3	1'58.032	1'58.066	27	1'57.794	2.129	1'57.794	130,346
11	35 A. TRIGLIA	ITA	Scuderia Maranga Racing	Honda CBR500R	1'57.981	1'57.685	26	1'57.810	2.145	1'57.810	130,328
12	12 A. RUSMIPUTRO	INA	Pertamina Almeria Racing Team	Yamaha YZF-R3	1'58.952	1'59.230	28	1'58.350	2.685	1'58.350	129,734
13	22 M. KALININ	UKR	Team MOTOXRACING	Yamaha YZF-R3	1'58.516	1'59.174	26	1'57.440		1'57.440	130,739
14	97 M. KAPPLER	GER	Freudenberg Racing-Team	Yamaha YZF-R3	1'59.494	1'58.297	22	1'57.572	0.132	1'57.572	130,592
15	84 M. CARBONERA	ITA	SK Racing	Yamaha YZF-R3	2'00.263	1'58.858	25	1'57.667	0.227	1'57.667	130,487
16	33 D. VALLE	ESP	Halcourier Racing	Yamaha YZF-R3	1'59.266	1'58.380	28	1'57.809	0.369	1'57.809	130,330
17	27 F. ROVELLI	ITA	ParkinGO DS Junior Team	Yamaha YZF-R3	2'03.389	1'58.479	25	1'58.032	0.592	1'58.032	130,083
18	18 A. MURLEY	GBR	Team Toth	Yamaha YZF-R3	1'59.980		8	1'58.082	0.642	1'58.082	130,028
19	14 E. DE LA VEGA	FRA	GRT Yamaha WorldSSP300 Team	Yamaha YZF-R3	2'01.307	1'59.217	19	1'58.087	0.647	1'58.087	130,023
20	23 M. BASTIANELLI	ITA	3570 Made in CIV	Kawasaki Ninja 300	1'59.126	1'59.353	26	1'58.120	0.680	1'58.120	129,986
21	79 C. TAYLOR	GBR	MTM HS Kawasaki	Kawasaki Ninja 300	1'59.520	1'58.408	25	1'58.128	0.688	1'58.128	129,978
22	20 D. LOUREIRO	RSA	DS Junior Team	Yamaha YZF-R3	2'00.129	1'58.578	23	1'58.186	0.746	1'58.186	129,914
23	28 P. GIACOMINI	ITA	Terra e Moto	Yamaha YZF-R3	2'00.733	1'58.940	25	1'58.266	0.826	1'58.266	129,826
24	49 M. CARUSI	ITA	3570 Made in CIV	Kawasaki Ninja 300	2'01.506	1'59.555	21	1'58.563	1.123	1'58.563	129,501
25	80 A. PONTONE	ITA	IODARacing	Yamaha YZF-R3	1'59.547	1'58.366	28	1'58.631	1.191	1'58.631	129,427
26	19 E. ROVELLI	ITA	ParkinGO DS Junior Team	Yamaha YZF-R3	2'01.590	2'00.339	29	1'59.156	1.716	1'59.156	128,856
27	7 N. SETTIMO	ITA	Bierreti By 2R	Yamaha YZF-R3	2'01.830	2'01.218	26	1'59.359	1.919	1'59.359	128,637
28	54 H. CABUK	TUR	Kawasaki Puccetti Racing	Kawasaki Ninja 300	2'01.583	1'58.860	24	1'59.369	1.929	1'59.369	128,626
29	58 T. FINOCCHIARO	GBR	Bierreti By 2R	Yamaha YZF-R3	2'02.610	2'01.728	27	1'59.564	2.124	1'59.564	128,417
30	87 A. LICCIARDI	BEL	Team Trasimeno	Yamaha YZF-R3	2'00.611	1'59.186	27	1'59.698	2.258	1'59.698	128,273
31	9 R. DOORAKKERS	NED	MVR Racing	Yamaha YZF-R3	2'02.232	1'59.993	26	1'59.885	2.445	1'59.885	128,073
32	121 K. PATOVA	FIN	Kallio Racing	Yamaha YZF-R3	2'04.618	2'00.880	27	1'59.900	2.460	1'59.900	128,057
33	130 R. FERREIRA	BRA	Kallio Racing	Yamaha YZF-R3	2'03.853	2'02.056	24	1'59.988	2.548	1'59.988	127,963
34	53 V. GRIMOUX	FRA	Team Toth	Yamaha YZF-R3	2'04.268	2'01.094	20	2'00.775	3.335	2'00.775	127,129
35	62 J. SCHULTZ	RSA	DDM by BWG_Bike & Motor RT_Grimaldi	Kawasaki Ninja 300	2'01.634	2'01.054	25	2'00.883	3.443	2'00.883	127,015
36	21 A. BIDDLE	NZL	Sourz Foods - Benjan Racing	Kawasaki Ninja 300	2'02.932	2'02.542	26	2'01.023	3.583	2'01.023	126,868
----- Not Qualified -----											
NQ	26 L. HOPKINS	GBR	Hopkins Racing	Kawasaki Ninja 300	2'06.544	2'05.467	26			2'05.467	122,375

19/08/2017

The results are provisional until the end of the time limit for protests and appeals and the completion of the technical checks.

These data/results cannot be reproduced, stored and/or transmitted in whole or in part by any manner of electronic, mechanical, photocopying, recording, broadcasting or otherwise now known or herein after developed without the previous express consent by the copyright owner, except for reproduction in daily press and regular printed publications on sale to the public within 60 days of the event related to those data/results and always provided that copyright symbol appears together as follows below.

© DORNA WSBK ORGANIZATION Srl 2017

FIAT PERUGIA TIMING



Official Tyre Supplier



Official Timekeeper



Lausitzring 4.265 m

German Round, 18-19-20 August 2017

World Supersport 300 - Starting Grid

12 Laps x 4,265 km = 51,180 km



Pos	No.	Name	Team	Time	Class	
1	15	COPPOLA A.	Yamaha	1'55.665	SP2	
2	95	DE GRUTTOLA G.	Yamaha	1'56.962	SP2	
3	75	DEROUÉ S.	Kawasaki	1'57.482	SP2	
4	16	GEORGI T.	Yamaha	1'57.794	SP2	
5	22	KALININ M.	Yamaha	1'57.440	SP1	
6	33	VALLE D.	Yamaha	1'57.809	SP1	
7	14	DE LA VEGA E.	Yamaha	1'58.087	SP1	
8	20	LOUREIRO D.	Yamaha	1'58.186	SP1	
9	80	PONTONE A.	Yamaha	1'58.631	SP1	
10	54	CABUK H.	Kawasaki	1'59.369	SP1	
11	9	DOORAKKERS R.	Yamaha	1'59.885	SP1	
12	53	GRIMOUX V.	Yamaha	2'00.775	SP1	
	41	GARCIA M.	Yamaha	1'56.395	SP2	
	88	PÉREZ M.	Honda	1'55.971	SP2	
	2	CARRASCO A.	Kawasaki	1'56.965	SP2	
	6	SCHOTMAN R.	Yamaha	1'57.487	SP2	
	35	TRIGLIA A.	Honda	1'57.810	SP2	
	25	SÁNCHEZ B.	Yamaha	1'57.634	SP2	
	17	NODERER G.	Honda	1'57.460	SP2	
	12	RUSMIPUTRO A.	Yamaha	1'58.350	SP2	
	84	CARBONERA M.	Yamaha	1'57.667	SP1	
	97	KAPPLER M.	Yamaha	1'57.572	SP1	
	18	MURLEY A.	Yamaha	1'58.082	SP1	
	27	ROVELLI F.	Yamaha	1'58.032	SP1	
	79	TAYLOR C.	Kawasaki	1'58.128	SP1	
	23	BASTIANELLI M.	Kawasaki	1'58.120	SP1	
	49	CARUSI M.	Kawasaki	1'58.563	SP1	
	28	GIACOMINI P.	Yamaha	1'58.266	SP1	
	7	SETTIMO N.	Yamaha	1'59.359	SP1	
	19	ROVELLI E.	Yamaha	1'59.156	SP1	
	58	FINOCCHIARO T.	Yamaha	1'59.564	SP1	
	87	LICCIARDI A.	Yamaha	1'59.698	SP1	
	130	FERREIRA R.	Yamaha	1'59.988	SP1	
	3	41	GARCIA M.	Yamaha	1'56.395	SP2
	5	2	CARRASCO A.	Kawasaki	1'56.965	SP2
	8	6	SCHOTMAN R.	Yamaha	1'57.487	SP2
	11	35	TRIGLIA A.	Honda	1'57.810	SP2
	14	97	KAPPLER M.	Yamaha	1'57.572	SP1
	17	27	ROVELLI F.	Yamaha	1'58.032	SP1
	20	23	BASTIANELLI M.	Kawasaki	1'58.120	SP1
	23	28	GIACOMINI P.	Yamaha	1'58.266	SP1
	26	19	ROVELLI E.	Yamaha	1'59.156	SP1
	29	58	FINOCCHIARO T.	Yamaha	1'59.564	SP1
	32	121	PATOVA K.	Yamaha	1'59.900	SP1
	35	62	SCHULTZ J.	Kawasaki	2'00.883	SP1

19/08/2017 Jury President

..... Race Director

These data/results cannot be reproduced, stored and/or transmitted in whole or in part by any manner of electronic, mechanical, photocopying, recording, broadcasting or otherwise now known or herein after developed without the previous express consent by the copyright owner, except for reproduction in daily press and regular printed publications on sale to the public within 60 days of the event related to those data/results and always provided that copyright symbol appears together as follows below.

© DORNA WSBK ORGANIZATION Srl 2017

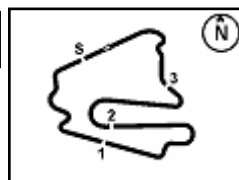
FIKZ PERUGIA TIMING



Official Tyre Supplier



Official Timekeeper



Lausitzring 4.265 m

1 / 2

German Round, 18-19-20 August 2017
World Supersport 300 - Results Superpole 2

No.	Rider	Nat	Team	Bike	Time	Gap	Rel.	Laps	Speed	
									Avg	Max
1	15 A. COPPOLA	ITA	SK Racing	Yamaha YZF-R3	1'55.665			7	132,745	180,3
2	88 M. PEREZ	ESP	WILSport Racedays	Honda CBR500R	1'55.971	0.306	0.306	7	132,395	172,5
3	41 M. GARCIA	ESP	Halcourier Racing	Yamaha YZF-R3	1'56.395	0.730	0.424	7	131,913	175,3
4	95 G. DE GRUTTOLA	ITA	SK Racing	Yamaha YZF-R3	1'56.962	1.297	0.567	6	131,273	179,7
5	2 A. CARRASCO	ESP	ETG Racing	Kawasaki Ninja 300	1'56.965	1.300	0.003	7	131,270	180,3
6	17 G. NODERER	GER	Scuderia Maranga Racing	Honda CBR500R	1'57.460	1.795	0.495	7	130,717	169,0
7	75 S. DEROUE	NED	MTM HS Kawasaki	Kawasaki Ninja 300	1'57.482	1.817	0.022	7	130,692	172,2
8	6 R. SCHOTMAN	NED	GRT Yamaha WorldSSP300 Team	Yamaha YZF-R3	1'57.487	1.822	0.005	7	130,687	174,2
9	25 B. SÁNCHEZ	ESP	Halcourier Racing	Yamaha YZF-R3	1'57.634	1.969	0.147	6	130,523	172,8
10	16 T. GEORGI	GER	Freudenberg Racing-Team	Yamaha YZF-R3	1'57.794	2.129	0.160	7	130,346	175,6
11	35 A. TRIGLIA	ITA	Scuderia Maranga Racing	Honda CBR500R	1'57.810	2.145	0.016	4	130,328	169,5
12	12 A. RUSMIPUTRO	INA	Pertamina Almeria Racing Team	Yamaha YZF-R3	1'58.350	2.685	0.540	6	129,734	179,4

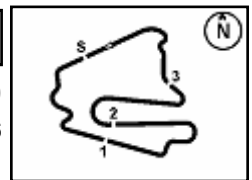
AIR	Humidity:	64%	Temp:	19°C
TRACK	Condition:	Dry	Temp:	30°C

19/08/2017 Start End The results are provisional until the end of the time limit for protests and appeals and the completion of the technical checks.

These data/results cannot be reproduced, stored and/or transmitted in whole or in part by any manner of electronic, mechanical, photocopying, recording, broadcasting or otherwise now known or herein after developed without the previous express consent by the copyright owner, except for reproduction in daily press and regular printed publications on sale to the public within 60 days of the event related to those data/results and always provided that copyright symbol appears together as follows below.

© DORNA WSBK ORGANIZATION Srl 2017





German Round, 18-19-20 August 2017

World Supersport 300 - Results Superpole 2

Session Highlights

Local Time	No. Rider	Description
11.55.00		Start
12.00.20	35 A. TRIGLIA	Crashed - Turn 4
12.00.37	35 A. TRIGLIA	Re-joined
12.02.55	25 B. SÁNCHEZ	Lap Cancelled - Exceeded Track Limits - Turn 5
12.07.43	75 S. DEROUE	Lap Cancelled - Exceeded Track Limits - Turn 1
12.12.19		End Of Session

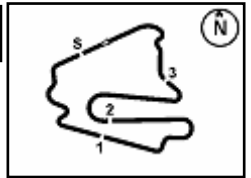
Fastest Laps Sequence

No.	Rider	Nat	Team	Bike	Local Time	Time	Gap	Avg
17	G. NODERER	GER	Scuderia Maranga Racing	Honda CBR500R	11:59'12.298	1'58.229		129,867
25	B. SÁNCHEZ	ESP	Halcourier Racing	Yamaha YZF-R3	11:59'41.641	1'58.058	-0.171	130,055
6	R. SCHOTMAN	NED	GRT Yamaha WorldSSP300 Team	Yamaha YZF-R3	11:59'43.247	1'57.487	-0.571	130,687
17	G. NODERER	GER	Scuderia Maranga Racing	Honda CBR500R	12:01'09.758	1'57.460	-0.027	130,717
2	A. CARRASCO	ESP	ETG Racing	Kawasaki Ninja 300	12:01'35.173	1'57.269	-0.191	130,930
15	A. COPPOLA	ITA	SK Racing	Yamaha YZF-R3	12:01'41.602	1'56.645	-0.624	131,630
88	M. PEREZ	ESP	WILSport Racedays	Honda CBR500R	12:07'50.786	1'56.180	-0.465	132,157
88	M. PEREZ	ESP	WILSport Racedays	Honda CBR500R	12:09'46.757	1'55.971	-0.209	132,395
15	A. COPPOLA	ITA	SK Racing	Yamaha YZF-R3	12:09'48.890	1'55.665	-0.306	132,745

Start 19/08/2017 11:55 End 12:12 The results are provisional until the end of the time limit for protests and appeals and the completion of the technical checks.

These data/results cannot be reproduced, stored and/or transmitted in whole or in part by any manner of electronic, mechanical, photocopying, recording, broadcasting or otherwise now known or herein after developed without the previous express consent by the copyright owner, except for reproduction in daily press and regular printed publications on sale to the public within 60 days of the event related to those data/results and always provided that copyright symbol appears together as follows below.

© DORNA WSBK ORGANIZATION Srl 2017



Lausitzring 4.265 m

German Round, 18-19-20 August 2017

World Supersport 300 - Best Sector & Speed Superpole 2

BEST LAP

1	15 A. COPPOLA	Yamaha YZF-R3	1'55.665
2	88 M. PEREZ	Honda CBR500R	1'55.971
3	41 M. GARCIA	Yamaha YZF-R3	1'56.395
4	95 G. DE GRUTTOLA	Yamaha YZF-R3	1'56.962
5	2 A. CARRASCO	Kawasaki Ninja 300	1'56.965
6	17 G. NODERER	Honda CBR500R	1'57.460
7	75 S. DEROUE	Kawasaki Ninja 300	1'57.482
8	6 R. SCHOTMAN	Yamaha YZF-R3	1'57.487
9	25 B. SÁNCHEZ	Yamaha YZF-R3	1'57.634
10	16 T. GEORGI	Yamaha YZF-R3	1'57.794
11	35 A. TRIGLIA	Honda CBR500R	1'57.810
12	12 A. RUSMIPUTRO	Yamaha YZF-R3	1'58.350

SPEED

1	15 A. COPPOLA	Yamaha YZF-R3	180.3
2	2 A. CARRASCO	Kawasaki Ninja 300	180.3
3	95 G. DE GRUTTOLA	Yamaha YZF-R3	179.7
4	12 A. RUSMIPUTRO	Yamaha YZF-R3	179.4
5	16 T. GEORGI	Yamaha YZF-R3	175.6
6	41 M. GARCIA	Yamaha YZF-R3	175.3
7	6 R. SCHOTMAN	Yamaha YZF-R3	174.2
8	25 B. SÁNCHEZ	Yamaha YZF-R3	172.8
9	88 M. PEREZ	Honda CBR500R	172.5
10	75 S. DEROUE	Kawasaki Ninja 300	172.2
11	35 A. TRIGLIA	Honda CBR500R	169.5
12	17 G. NODERER	Honda CBR500R	169.0

SEG. 1

1	88 M. PEREZ	29.844
2	15 A. COPPOLA	29.881
3	41 M. GARCIA	29.976
4	2 A. CARRASCO	30.141
5	95 G. DE GRUTTOLA	30.160
6	75 S. DEROUE	30.224
7	25 B. SÁNCHEZ	30.308
8	17 G. NODERER	30.320
9	35 A. TRIGLIA	30.345
10	16 T. GEORGI	30.357
11	6 R. SCHOTMAN	30.364
12	12 A. RUSMIPUTRO	30.536

SEG. 2

1	15 A. COPPOLA	37.117
2	88 M. PEREZ	37.165
3	95 G. DE GRUTTOLA	37.229
4	2 A. CARRASCO	37.229
5	41 M. GARCIA	37.303
6	25 B. SÁNCHEZ	37.454
7	6 R. SCHOTMAN	37.508
8	75 S. DEROUE	37.555
9	35 A. TRIGLIA	37.645
10	16 T. GEORGI	37.698
11	17 G. NODERER	37.702
12	12 A. RUSMIPUTRO	37.768

SEG. 3

1	15 A. COPPOLA	25.172
2	88 M. PEREZ	25.376
3	17 G. NODERER	25.423
4	41 M. GARCIA	25.497
5	95 G. DE GRUTTOLA	25.581
6	35 A. TRIGLIA	25.623
7	6 R. SCHOTMAN	25.746
8	16 T. GEORGI	25.783
9	2 A. CARRASCO	25.813
10	75 S. DEROUE	25.847
11	25 B. SÁNCHEZ	25.973
12	12 A. RUSMIPUTRO	25.993

SEG. 4

1	15 A. COPPOLA	23.326
2	2 A. CARRASCO	23.383
3	41 M. GARCIA	23.566
4	6 R. SCHOTMAN	23.579
5	88 M. PEREZ	23.586
6	16 T. GEORGI	23.641
7	75 S. DEROUE	23.663
8	12 A. RUSMIPUTRO	23.696
9	95 G. DE GRUTTOLA	23.708
10	25 B. SÁNCHEZ	23.851
11	17 G. NODERER	23.893
12	35 A. TRIGLIA	23.948

19/08/2017

These data/results cannot be reproduced, stored and/or transmitted in whole or in part by any manner of electronic, mechanical, photocopying, recording, broadcasting or otherwise now known or herein after developed without the previous express consent by the copyright owner, except for reproduction in daily press and regular printed publications on sale to the public within 60 days of the event related to those data/results and always provided that copyright symbol appears together as follows below.

© DORNA WSBK ORGANIZATION Srl 2017

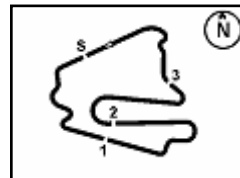
FICR PERUGIA TIMING



Official Tyre Supplier



Official Timekeeper



Lausitzring 4.265 m

German Round, 18-19-20 August 2017

World Supersport 300 - Ideal Times Superpole 2

Rider No.	Nat	Bike	Seg. 1 Diff. 1	Seg. 2 Diff. 2	Seg. 3 Diff. 3	Seg. 4 Diff. 4	Ideal Time			
							Best Lap	Pos.	Diff.	
1	15 A. COPPOLA	ITA	Yamaha YZF-R3	29.881 0.072	37.117 0.097	25.172	23.326	1'55.496 1'55.665	1	0.169
2	88 M. PEREZ	ESP	Honda CBR500R	29.844	37.165	25.376	23.586	1'55.971 1'55.971	2	
3	41 M. GARCIA	ESP	Yamaha YZF-R3	29.976	37.303	25.497 0.053	23.566	1'56.342 1'56.395	3	0.053
4	2 A. CARRASCO	ESP	Kawasaki Ninja 300	30.141 0.061	37.229 0.097	25.813	23.383 0.241	1'56.566 1'56.965	5	0.399
5	95 G. DE GRUTTOLA	ITA	Yamaha YZF-R3	30.160 0.284	37.229	25.581	23.708	1'56.678 1'56.962	4	0.284
6	6 R. SCHOTMAN	NED	Yamaha YZF-R3	30.364 0.143	37.508	25.746 0.031	23.579 0.116	1'57.197 1'57.487	8	0.290
7	75 S. DEROUE	NED	Kawasaki Ninja 300	30.224	37.555 0.042	25.847 0.151	23.663	1'57.289 1'57.482	7	0.193
8	17 G. NODERER	GER	Honda CBR500R	30.320 0.122	37.702	25.423	23.893	1'57.338 1'57.460	6	0.122
9	16 T. GEORGI	GER	Yamaha YZF-R3	30.357 0.160	37.698	25.783 0.155	23.641	1'57.479 1'57.794	10	0.315
10	35 A. TRIGLIA	ITA	Honda CBR500R	30.345	37.645 0.249	25.623	23.948	1'57.561 1'57.810	11	0.249
11	25 B. SÁNCHEZ	ESP	Yamaha YZF-R3	30.308 0.048	37.454	25.973	23.851	1'57.586 1'57.634	9	0.048
12	12 A. RUSMIPUTRO	INA	Yamaha YZF-R3	30.536 0.175	37.768	25.993	23.696 0.182	1'57.993 1'58.350	12	0.357
Overall Ideal Time				29.844	37.117	25.172	23.326	1'55.459		

19/08/2017

These data/results cannot be reproduced, stored and/or transmitted in whole or in part by any manner of electronic, mechanical, photocopying, recording, broadcasting or otherwise now known or herein after developed without the previous express consent by the copyright owner, except for reproduction in daily press and regular printed publications on sale to the public within 60 days of the event related to those data/results and always provided that copyright symbol appears together as follows below.

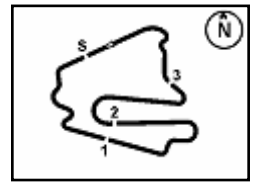
© DORNA WSBK ORGANIZATION Srl 2017

FIOR PERUGIA TIMING


Official Tyre Supplier



Official Timekeeper



Lausitzring 4.265 m

German Round, 18-19-20 August 2017

World Supersport 300 - Chronological Analysis Superpole 2

1° 15 A. COPPOLA (1'55.665)						
Lap	Seg.1	Seg.2	Seg.3	Seg.4	Lap Time	Local Time
1	30.886	39.540	31.491	30.843	2'02.141	11:57'42.816
2	30.275	38.892	28.249	24.114	1'56.645	11:59'44.957
3	34.043	44.960	28.531	26.160	2'13.694	12:03'55.296
4	30.713	37.685	25.715	23.859	1'57.972	12:05'53.268
5	31.966	38.379	25.541	24.071	1'59.957	12:07'53.225
6	29.953	37.214	25.172	23.326	1'55.665	12:09'48.890
7	29.881	37.117	25.558	23.441	1'55.997	12:11'44.887

2° 88 M. PEREZ (1'55.971)						
Lap	Seg.1	Seg.2	Seg.3	Seg.4	Lap Time	Local Time
1	30.858	40.710	27.024	24.319	1'59.003	11:57'55.844
2	30.324	38.068	26.161	23.916	1'59.003	11:59'54.847
3	30.016	37.735	25.827	23.733	1'57.619	12:01'52.466
4	30.102	37.852	25.707	23.828	1'57.403	12:03'49.869
5	30.120	37.387	30.258	26.972	2'04.737	12:05'54.606
6	29.870	37.302	25.415	23.593	1'56.180	12:07'50.786
7	29.844	37.165	25.376	23.586	1'55.971	12:09'46.757
8	30.558	39.094	28.092	37.613	2'15.357P	12:12'02.114

3° 41 M. GARCIA (1'56.395)						
Lap	Seg.1	Seg.2	Seg.3	Seg.4	Lap Time	Local Time
1	31.065	39.690	32.097	31.476	1'58.904	11:57'44.904
2	30.433	37.676	26.165	23.998	1'58.904	11:59'43.808
3	30.788	38.046	27.672	23.931	2'00.082	12:01'43.890
4	30.258	47.563	29.311	27.192	2'14.854	12:03'58.744
5	29.986	37.522	25.576	23.648	1'57.004	12:05'55.748
6	29.976	37.336	25.497	23.743	1'56.562	12:07'52.310
7	29.976	37.303	25.550	23.566	1'56.395	12:09'48.705
8	30.399	37.779	28.256	24.699	2'01.133	12:11'49.838

4° 95 G. DE GRUTTOLA (1'56.962)						
Lap	Seg.1	Seg.2	Seg.3	Seg.4	Lap Time	Local Time
1	30.699	40.664	33.691	31.916	2'01.059	11:57'44.599
2	30.444	38.179	27.919	24.262	1'59.456	11:59'45.658
3	32.713	37.229	25.581	23.708	1'56.962	12:01'42.620
4	30.390	45.954	29.112	27.293	2'15.072	12:03'57.692
5	30.160	38.115	30.480	24.364	2'03.349	12:06'01.041
6	30.279	37.458	29.318	25.389	2'02.325	12:08'03.366
7	30.279	37.554	26.132	24.034	1'57.999	12:10'01.365

5° 2 A. CARRASCO (1'56.965)						
Lap	Seg.1	Seg.2	Seg.3	Seg.4	Lap Time	Local Time
1	30.794	40.868	29.648	31.599	1'58.284	11:57'39.620
2	30.266	37.731	26.026	23.733	1'57.269	11:59'37.904
3	30.200	37.429	26.044	23.530	1'57.087	12:01'35.173
4	32.993	37.399	25.877	23.611	1'57.087	12:03'32.260
5	32.993	47.174	31.563	26.414	2'18.144	12:05'50.404
6	30.202	37.326	25.813	23.624	1'56.965	12:07'47.369
7	31.385	39.774	26.039	23.711	2'00.909	12:09'48.278
8	30.141	37.229	26.353	23.383	1'57.106	12:11'45.384

6° 17 G. NODERER (1'57.460)						
Lap	Seg.1	Seg.2	Seg.3	Seg.4	Lap Time	Local Time
1	30.747	39.013	26.475	24.773	1'58.229	11:57'14.069
2	30.442	37.754	25.597	24.131	1'58.229	11:59'12.298
3	30.320	37.702	25.423	23.893	1'57.460	12:01'09.758
4	30.522	39.444	25.934	24.315	2'00.013	12:03'09.771
5	30.522	38.212	27.749	24.257	2'00.740	12:05'10.511
6	30.417	37.863	25.495	24.037	1'57.812	12:07'08.323
7	32.509	39.382	26.196	24.479	2'02.566	12:09'10.889
8	30.385	37.893	25.846	24.566	1'58.690	12:11'09.579

7° 75 S. DEROUÉ (1'57.482)						
Lap	Seg.1	Seg.2	Seg.3	Seg.4	Lap Time	Local Time
1	30.918	39.651	26.080	24.203	1'58.725	11:57'22.068
2	30.512	37.969	25.875	23.963	1'57.921	11:59'20.793
3	30.393	37.746	25.847	23.816	1'57.921	12:01'18.714
4	32.254	37.843	25.850	23.864	1'57.950	12:03'16.664
5	30.253	37.852	27.172	29.141	2'06.419	12:05'23.083
6	53.616	37.555	25.848	23.922	1'57.578	12:07'20.661
7	30.224	41.650	28.189	23.906	2'27.361C	12:09'48.022
8	30.224	37.597	25.998	23.663	1'57.482	12:11'45.504

8° 6 R. SCHOTMAN (1'57.487)						
Lap	Seg.1	Seg.2	Seg.3	Seg.4	Lap Time	Local Time
1	30.507	39.153	29.033	31.376	23.695	11:57'45.760
2	30.521	37.508	25.777	23.802	1'57.487	11:59'43.247
3	32.567	38.101	26.669	23.802	1'59.093	12:01'42.340
4	30.847	39.301	26.634	24.142	2'02.644	12:03'44.984
5	30.747	40.019	28.757	24.562	2'04.185	12:05'49.169
6	30.604	38.330	26.205	23.853	1'59.135	12:07'48.304
7	30.364	38.262	26.321	23.579	1'58.766	12:09'47.070
8	30.364	38.010	25.746	23.727	1'57.847	12:11'44.917

9° 25 B. SÁNCHEZ (1'57.634)						
Lap	Seg.1	Seg.2	Seg.3	Seg.4	Lap Time	Local Time
1	30.571	39.447	33.874	33.669	1'58.058	11:57'43.583
2	31.723	37.559	26.058	23.870	1'58.058	11:59'41.641
3	30.775	40.176	27.158	24.023	2'03.080	12:01'44.721
4	30.356	47.493	29.516	29.497	2'17.281C	12:04'02.002
5	31.231	37.454	25.973	23.851	1'57.634	12:05'59.636
6	30.308	38.802	27.671	25.394	2'03.098	12:08'02.734
7	30.308	38.416	27.351	24.037	2'00.112	12:10'02.846

10° 16 T. GEORGI (1'57.794)						
Lap	Seg.1	Seg.2	Seg.3	Seg.4	Lap Time	Local Time
1	30.918	47.103	27.003	24.290	1'58.621	11:57'22.312
2	30.517	37.899	25.945	23.859	1'58.621	11:59'20.933
3	30.841	37.698	25.938	23.641	1'57.794	11:59'41.727
4	30.637	38.064	25.842	24.007	1'58.754	12:01'17.481
5	30.579	38.038	27.648	28.071	2'04.394	12:05'21.875
6	30.872	38.780	25.847	24.195	1'59.401	12:07'21.276
7	30.357	40.564	26.033	23.955	2'01.424	12:09'22.700
8	30.357	38.112	25.783	23.808	1'58.060	12:11'20.760

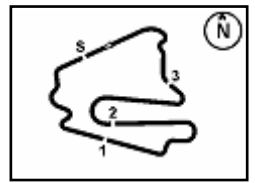
11° 35 A. TRIGLIA (1'57.810)						
Lap	Seg.1	Seg.2	Seg.3	Seg.4	Lap Time	Local Time
1	31.157	40.792	33.186	31.444	1'59.062	11:57'39.565
2	1'02.132	37.645	26.113	24.147	1'59.062	11:59'38.627
3	5'03.100	39.865	26.792	31.646	2'40.435P	12:02'19.062
4	30.345	39.019	26.003	24.154	6'32.276P	12:08'51.338
5	30.345	37.894	25.623	23.948	1'57.810	12:10'49.148

12° 12 A. RUSMIPUTRO (1'58.350)						
Lap	Seg.1	Seg.2	Seg.3	Seg.4	Lap Time	Local Time
1	30.711	51.766	35.785	35.776	1'58.350	11:57'44.855
2	30.869	37.768	25.993	23.878	1'58.350	11:59'43.205
3	31.265	38.616	26.051	23.798	1'59.334	12:01'42.539
4	31.265	47.310	29.845	30.214	2'18.634	12:04'01.173
5	30.675	37.865	26.292	23.696	1'58.528	12:05'59.701
6	30.575	38.517	28.376	24.489	2'01.957	12:08'01.658
7	30.536	39.644	26.658	23.853	2'00.691	12:10'02.349

19/08/2017 P = Pits In/Out - C = Lap-Time Cancelled

These data/results cannot be reproduced, stored and/or transmitted in whole or in part by any manner of electronic, mechanical, photocopying, recording, broadcasting or otherwise now known or herein after developed without the previous express consent by the copyright owner, except for reproduction in daily press and regular printed publications on sale to the public within 60 days of the event related to those data/results and always provided that copyright symbol appears together as follows below.

© DORNA WSBK ORGANIZATION Srl 2017

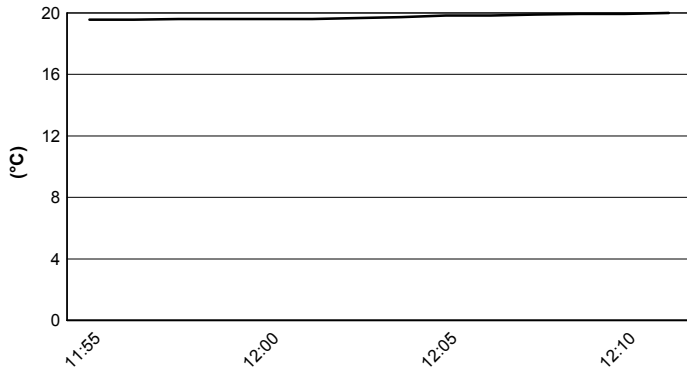


Lausitzring 4.265 m

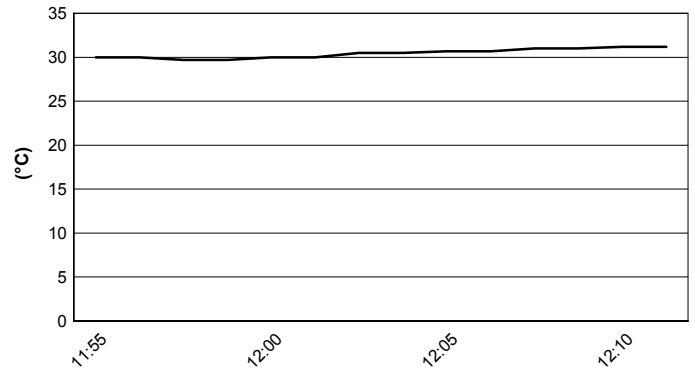
German Round, 18-19-20 August 2017
World Supersport 300 - Weather Report Superpole 2

Session started 11:55 Session ended 12:12


Air Temperature



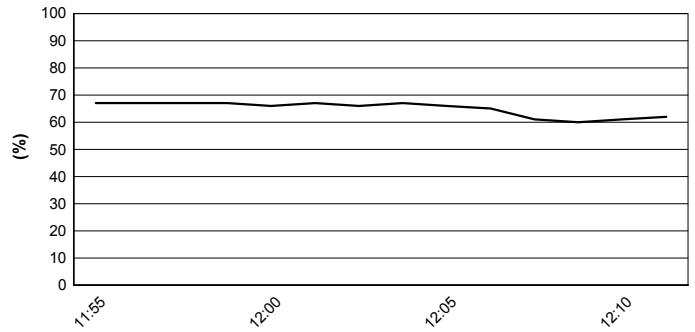
Track Temperature



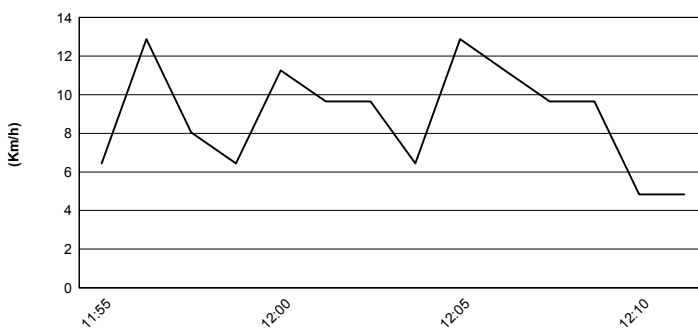
Air Pressure



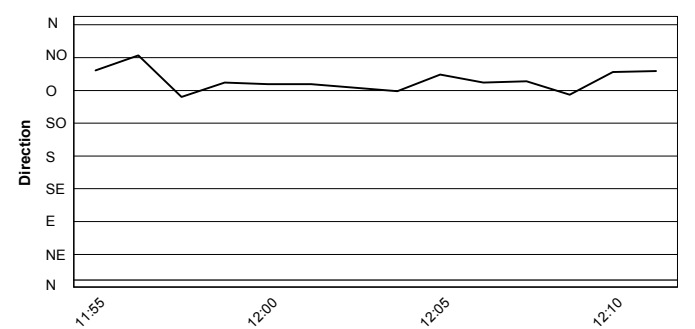
Humidity



Wind Speed



Wind Direction



19/08/2017

These data/results cannot be reproduced, stored and/or transmitted in whole or in part by any manner of electronic, mechanical, photocopying, recording, broadcasting or otherwise now known or herein after developed without the previous express consent by the copyright owner, except for reproduction in daily press and regular printed publications on sale to the public within 60 days of the event related to those data/results and always provided that copyright symbol appears together as follows below.
© DORNA WSBK ORGANIZATION Srl 2017



Official Tyre Supplier



Official Timekeeper



Lausitzring 4.265 m

German Round, 18-19-20 August 2017

World Supersport 300 - TISSOT Superpole Award

	Points	Points From First	Points From Previous	April 2 ARAGÓN	April 30 ASSEN	May 14 IMOLA	May 28 DONINGTON PARK	June 18 MISANO	August 20 LAUSITZRING	September 17 PORTIMÃO	October 1 MAGNY COURS	October 22 JEREZ							
1 PEREZ Mika (ESP)	119			20	13	25	16	25	20										
2 COPPOLA Alfonso (ITA)	91	28			10	20	25	11	25										
3 SÁNCHEZ Borja (ESP)	84	35	7	10	25	16	20	6	7										
4 GARCIA Marc (ESP)	66	53	18	9		11	10	20	16										
5 DEROUÉ Scott (NED)	64	55	2	25	20		8	2	9										
6 DE GRUTTOLA Giuseppe (ITA)	60	59	4	8	9	10	7	13	13										
7 SCHOTMAN Robert (NED)	51	68	9	11	5	6	5	16	8										
8 KALININ Mykyta (UKR)	44	75	7	16	11	7	4	3	3										
9 GRASSIA Paolo (ITA)	40	79	4	7	16	8	9												
10 LOUREIRO Dorren (RSA)	31	88	9		6	9	11	5											
11 TAYLOR Chris (GBR)	29	90	2	3	4		13	9											
12 CARRASCO Ana (ESP)	22	97	7	2	3	3	2	1	11										
13 VALLE Daniel (ESP)	21	98	1	13				8											
14 NODERER Gabriel (GER)	16	103	5	6					10										
15 GIACOMINI Paolo (ITA)	14	105	2			13	1												
16 BASTIANELLI Manuel (ITA)	13	106	1		7		6												
17 BERNARDI Luca (RSM)	12	107	1			2		10											
18 PONTONE Armando (ITA)	12	107	0	5				7											
19 MURLEY Alex (GBR)	10	109	2		2	4		4											
20 DE BRUIN Finn (NED)	8	111	2		8														
21 TRIGLIA Alex (ITA)	7	112	1		1	1			5										
22 RUSMIPUTRO Ali Adriansyah (INA)	7	112	0				3		4										
23 GEORGI Tim (GER)	6	113	1						6										

19/08/2017

These data/results cannot be reproduced, stored and/or transmitted in whole or in part by any manner of electronic, mechanical, photocopying, recording, broadcasting or otherwise now known or herein after developed without the previous express consent by the copyright owner, except for reproduction in daily press and regular printed publications on sale to the public within 60 days of the event related to those data/results and always provided that copyright symbol appears together as follows below.

© DORNA WSBK ORGANIZATION Srl 2016





Lausitzring 4.265 m

German Round, 18-19-20 August 2017

World Supersport 300 - TISSOT Superpole Award

	Points	Points From First	Points From Previous	April 2 ARAGÓN	April 30 ASSEN	May 14 IMOLA	May 28 DONINGTON PARK	June 18 MISANO	August 20 LAUSITZRING	September 17 PORTIMÃO	October 1 MAGNY COURS	October 22 JEREZ							
24 FACCO Jacopo (ITA)	5	114	1			5													
25 CABUK Harun (TUR)	4	115	1	4															
26 KAPPLER Maximilian (GER)	2	117	2						2										
27 CARBONERA Michael (ITA)	1	118	1						1										
28 LICCIARDI Angelo (BEL)	1	118	0	1															

19/08/2017

These data/results cannot be reproduced, stored and/or transmitted in whole or in part by any manner of electronic, mechanical, photocopying, recording, broadcasting or otherwise now known or herein after developed without the previous express consent by the copyright owner, except for reproduction in daily press and regular printed publications on sale to the public within 60 days of the event related to those data/results and always provided that copyright symbol appears together as follows below.

© DORNA WSBK ORGANIZATION Srl 2016

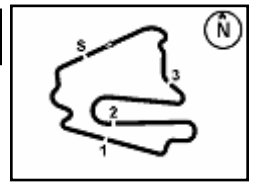
FIKR PERUGIA TIMING



Official Tyre Supplier



Official Timekeeper



Lausitzring 4.265 m

German Round, 18-19-20 August 2017

World Supersport 300 - Superpole Ranking

	2017
01 Motorland Aragon	Deroue (Ned) Kaw 2'12.712 (137,7 Km/h)
02 TT Circuit Assen	Sánchez (Esp) Yam 1'53.814 (143,7 Km/h)
03 Autodromo Internazionale Enzo e Dino	Perez (Esp) Hon 2'10.115 (136,6 Km/h)
04 Donington Park	Coppola (Ita) Yam 1'46.150 (136,4 Km/h)
05 Misano World Circuit "Marco Simoncelli"	Perez (Esp) Hon 1'52.490 (135,2 Km/h)
06 Lausitzring	Coppola (Ita) Yam 1'55.665 (132,7 Km/h)

2017

- 2 A. Coppola
- 2 M. Perez
- 1 B. Sánchez
- 1 S. Deroue

ALL TIMES

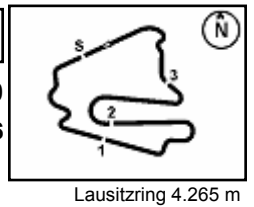
- 2 M. Perez
- 2 A. Coppola
- 1 S. Deroue
- 1 B. Sánchez

19/08/2017

These data/results cannot be reproduced, stored and/or transmitted in whole or in part by any manner of electronic, mechanical, photocopying, recording, broadcasting or otherwise now known or herein after developed without the previous express consent by the copyright owner, except for reproduction in daily press and regular printed publications on sale to the public within 60 days of the event related to those data/results and always provided that copyright symbol appears together as follows below.

© DORNA WSBK ORGANIZATION Srl 2017





German Round, 18-19-20 August 2017

World Supersport 300 - Best Laps & Speeds

1 / 2

No.	Rider		Best Lap		FP1		FP2		QP1		QP2	
	Nat	Bike	laps	speed	laps	speed	laps	speed	laps	speed	laps	speed
1	15	A. COPPOLA	34	181,2	14	178,8	13	181,2	7	180,3		1'55.665
		ITA Yamaha YZF-R3										
2	88	M. PEREZ	29	180,3	11	178,8	11	180,3	7	172,4		1'55.971
		ESP Honda CBR500R										
3	41	M. GARCIA	36	183,0	15	177,3	14	183,0	7	175,3		1'56.395
		ESP Yamaha YZF-R3										
4	95	G. DE GRUTTOLA	32	181,5	14	180,3	12	181,5	6	179,7		1'56.962
		ITA Yamaha YZF-R3										
5	2	A. CARRASCO	36	182,4	15	182,4	14	182,1	7	180,3		1'56.965
		ESP Kawasaki Ninja 300										
6	12	A. RUSMIPUTRO	41	183,6	15	181,8	13	183,6	7	180,3	6	179,4
		INA Yamaha YZF-R3										
7	25	B. SÁNCHEZ	40	179,4	14	176,1	13	179,4	7	171,3	6	172,7
		ESP Yamaha YZF-R3										
8	22	M. KALININ	33	180,0	15	177,0	11	180,0	7	178,5		1'57.440
		UKR Yamaha YZF-R3										
9	17	G. NODERER	35	178,2	14	178,2	14	175,8	7	168,9		1'57.460
		GER Honda CBR500R										
10	75	S. DEROUÉ	35	180,3	15	180,3	13	179,7	7	172,2		1'57.482
		NED Kawasaki Ninja 300										
11	6	R. SCHOTMAN	35	179,7	15	177,6	13	179,7	7	174,1		1'57.487
		NED Yamaha YZF-R3										
12	97	M. KAPPLER	29	178,8	8	168,1	14	178,8	7	177,6		1'57.572
		GER Yamaha YZF-R3										
13	84	M. CARBONERA	32	180,9	12	175,3	13	180,9	7	175,3		1'57.667
		ITA Yamaha YZF-R3										
14	35	A. TRIGLIA	30	179,4	13	175,5	13	179,4	4	169,5		1'57.810
		ITA Honda CBR500R										
15	16	T. GEORGI	34	180,3	14	171,3	13	180,3	7	175,5		1'57.794
		GER Yamaha YZF-R3										
16	33	D. VALLE	35	179,7	15	177,9	13	179,7	7	171,6		1'57.809
		ESP Yamaha YZF-R3										
17	27	F. ROVELLI	32	185,2	12	169,7	13	185,2	7	170,8		1'58.032
		ITA Yamaha YZF-R3										
18	18	A. MURLEY	15	178,8	8	175,3			7	178,8		1'58.082
		GBR Yamaha YZF-R3										
19	14	E. DE LA VEGA	26	180,6	6	174,1	13	180,6	7	175,0		1'58.087
		FRA Yamaha YZF-R3										
20	23	M. BASTIANELLI	33	179,1	14	178,2	12	179,1	7	176,7		1'58.120
		ITA Kawasaki Ninja 300										

19/08/2017

These data/results cannot be reproduced, stored and/or transmitted in whole or in part by any manner of electronic, mechanical, photocopying, recording, broadcasting or otherwise now known or herein after developed without the previous express consent by the copyright owner, except for reproduction in daily press and regular printed publications on sale to the public within 60 days of the event related to those data/results and always provided that copyright symbol appears together as follows below.

© DORNA WSBK ORGANIZATION Srl 2017

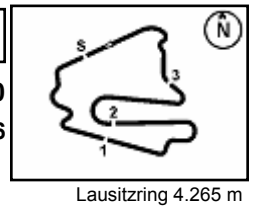
FICR PERUGIA TIMING



Official Tyre Supplier



Official Timekeeper



German Round, 18-19-20 August 2017

World Supersport 300 - Best Laps & Speeds

2 / 2

No.	Rider		Best Lap		FP1		FP2		QP1		QP2	
	Nat	Bike	laps	speed	laps	speed	laps	speed	laps	speed	laps	speed
21	79 C. TAYLOR		1'58.128		1'59.520		1'58.408		1'58.128			
	GBR	Kawasaki Ninja 300	30	180,3	12	172,4	13	180,3	5	177,3		
22	20 D. LOUREIRO		1'58.186		2'00.129		1'58.578		1'58.186			
	RSA	Yamaha YZF-R3	30	180,3	10	170,8	13	180,0	7	180,3		
23	28 P. GIACOMINI		1'58.266		2'00.733		1'58.940		1'58.266			
	ITA	Yamaha YZF-R3	32	180,6	12	177,6	13	179,1	7	180,6		
24	80 A. PONTONE		1'58.366		1'59.547		1'58.366		1'58.631			
	ITA	Yamaha YZF-R3	35	180,0	14	177,0	14	180,0	7	173,8		
25	49 M. CARUSI		1'58.563		2'01.506		1'59.555		1'58.563			
	ITA	Kawasaki Ninja 300	28	176,7	9	172,7	12	176,7	7	171,1		
26	54 H. CABUK		1'58.860		2'01.583		1'58.860		1'59.369			
	TUR	Kawasaki Ninja 300	30	180,3	11	175,3	13	180,3	6	179,1		
27	19 E. ROVELLI		1'59.156		2'01.590		2'00.339		1'59.156			
	ITA	Yamaha YZF-R3	35	179,1	15	178,8	14	179,1	6	179,1		
28	87 A. LICCIARDI		1'59.186		2'00.611		1'59.186		1'59.698			
	BEL	Yamaha YZF-R3	33	183,0	14	180,6	13	183,0	6	177,3		
29	7 N. SETTIMO		1'59.359		2'01.830		2'01.218		1'59.359			
	ITA	Yamaha YZF-R3	33	179,7	13	175,8	13	179,7	7	178,8		
30	58 T. FINOCCHIARO		1'59.564		2'02.610		2'01.728		1'59.564			
	GBR	Yamaha YZF-R3	34	170,8	14	170,8	13	170,3	7	168,9		
31	9 R. DOORAKKERS		1'59.885		2'02.232		1'59.993		1'59.885			
	NED	Yamaha YZF-R3	32	179,1	12	167,9	14	179,1	6	166,6		
32	121 K. PATOVA		1'59.900		2'04.618		2'00.880		1'59.900			
	FIN	Yamaha YZF-R3	34	179,4	13	170,8	14	179,4	7	173,3		
33	130 R. FERREIRA		1'59.988		2'03.853		2'02.056		1'59.988			
	BRA	Yamaha YZF-R3	31	176,7	11	168,1	13	176,7	7	176,4		
34	53 V. GRIMOUX		2'00.775		2'04.268		2'01.094		2'00.775			
	FRA	Yamaha YZF-R3	27	179,7	6	167,6	14	179,7	7	175,3		
35	62 J. SCHULTZ		2'00.883		2'01.634		2'01.054		2'00.883			
	RSA	Kawasaki Ninja 300	32	175,0	12	171,3	13	173,8	7	175,0		
36	21 A. BIDDLE		2'01.023		2'02.932		2'02.542		2'01.023			
	NZL	Kawasaki Ninja 300	33	182,1	12	176,4	14	182,1	7	177,3		
37	26 L. HOPKINS		2'05.467		2'06.544		2'05.467					
	GBR	Kawasaki Ninja 300	26	178,5	13	175,5	13	178,5				

19/08/2017

These data/results cannot be reproduced, stored and/or transmitted in whole or in part by any manner of electronic, mechanical, photocopying, recording, broadcasting or otherwise now known or herein after developed without the previous express consent by the copyright owner, except for reproduction in daily press and regular printed publications on sale to the public within 60 days of the event related to those data/results and always provided that copyright symbol appears together as follows below.

© DORNA WSBK ORGANIZATION Srl 2017

FIAT PERUGIA TIMING



Official Tyre Supplier



Official Timekeeper