

German Round, 18-19-20 August 2017

World Supersport 300 - Free Practices Combined Results

Lausitzring 4.265 m

No.	Rider	Nat	Team	Bike	FP1	FP2	Time	Gap	Rel.	Avg	Laps
1	88 M. PEREZ	ESP	WILSport RaceDays	Honda CBR500R	1'57.498	1'56.159	1'56.159			132,181	22
2	15 A. COPPOLA	ITA	SK Racing	Yamaha YZF-R3	1'58.061	1'57.230	1'57.230	1.071	1.071	130,973	27
3	2 A. CARRASCO	ESP	ETG Racing	Kawasaki Ninja 300	1'57.835	1'57.277	1'57.277	1.118	0.047	130,921	29
4	41 M. GARCIA	ESP	Halcourier Racing	Yamaha YZF-R3	1'58.486	1'57.621	1'57.621	1.462	0.344	130,538	29
5	6 R. SCHOTMAN	NED	GRT Yamaha WorldSSP300 Team	Yamaha YZF-R3	1'58.343	1'57.628	1'57.628	1.469	0.007	130,530	28
6	35 A. TRIGLIA	ITA	Scuderia Maranga Racing	Honda CBR500R	1'57.981	1'57.685	1'57.685	1.526	0.057	130,467	26
7	95 G. DE GRUTTOLA	ITA	SK Racing	Yamaha YZF-R3	1'58.861	1'57.771	1'57.771	1.612	0.086	130,372	26
8	17 G. NODERER	GER	Scuderia Maranga Racing	Honda CBR500R	1'58.582	1'57.951	1'57.951	1.792	0.180	130,173	28
9	75 S. DEROUÉ	NED	MTM HS Kawasaki	Kawasaki Ninja 300	1'58.865	1'57.985	1'57.985	1.826	0.034	130,135	28
10	16 T. GEORGI	GER	Team Freudenberg	Yamaha YZF-R3	1'58.032	1'58.066	1'58.032	1.873	0.047	130,083	27
11	97 M. KAPPLER	GER	Freudenberg Racing-Team	Yamaha YZF-R3	1'59.494	1'58.297	1'58.297	2.138	0.265	129,792	22
12	25 B. SÁNCHEZ	ESP	Halcourier Racing	Yamaha YZF-R3	1'59.368	1'58.363	1'58.363	2.204	0.066	129,720	27
13	80 A. PONTONE	ITA	IODARacing	Yamaha YZF-R3	1'59.547	1'58.366	1'58.366	2.207	0.003	129,716	28
14	33 D. VALLE	ESP	Halcourier Racing	Yamaha YZF-R3	1'59.266	1'58.380	1'58.380	2.221	0.014	129,701	28
15	79 C. TAYLOR	GBR	MTM HS Kawasaki	Kawasaki Ninja 300	1'59.520	1'58.408	1'58.408	2.249	0.028	129,670	25
16	27 F. ROVELLI	ITA	ParkinGO DS Junior Team	Yamaha YZF-R3	2'03.389	1'58.479	1'58.479	2.320	0.071	129,593	25
17	22 M. KALININ	UKR	Team MOTOXRACING	Yamaha YZF-R3	1'58.516	1'59.174	1'58.516	2.357	0.037	129,552	26
18	20 D. LOUREIRO	RSA	DS Junior Team	Yamaha YZF-R3	2'00.129	1'58.578	1'58.578	2.419	0.062	129,484	23
19	84 M. CARBONERA	ITA	SK Racing	Yamaha YZF-R3	2'00.263	1'58.858	1'58.858	2.699	0.280	129,179	25
20	54 H. CABUK	TUR	Kawasaki Puccetti Racing	Kawasaki Ninja 300	2'01.583	1'58.860	1'58.860	2.701	0.002	129,177	24
21	28 P. GIACOMINI	ITA	Terra e Moto	Yamaha YZF-R3	2'00.733	1'58.940	1'58.940	2.781	0.080	129,090	25
22	12 A. RUSMIPUTRO	INA	Pertamina Almeria Racing Team	Yamaha YZF-R3	1'58.952	1'59.230	1'58.952	2.793	0.012	129,077	28
23	23 M. BASTIANELLI	ITA	3570 Made in CIV	Kawasaki Ninja 300	1'59.126	1'59.353	1'59.126	2.967	0.174	128,889	26
24	87 A. LICCIARDI	BEL	Team Trasimeno	Yamaha YZF-R3	2'00.611	1'59.186	1'59.186	3.027	0.060	128,824	27
25	14 E. DE LA VEGA	FRA	GRT Yamaha WorldSSP300 Team	Yamaha YZF-R3	2'01.307	1'59.217	1'59.217	3.058	0.031	128,790	19
26	49 M. CARUSI	ITA	3570 Made in CIV	Kawasaki Ninja 300	2'01.506	1'59.555	1'59.555	3.396	0.338	128,426	21
27	18 A. MURLEY	GBR	Team Toth	Yamaha YZF-R3	1'59.980		1'59.980	3.821	0.425	127,971	8
28	9 R. DOORAKKERS	NED	MVR Racing	Yamaha YZF-R3	2'02.232	1'59.993	1'59.993	3.834	0.013	127,957	26
29	19 E. ROVELLI	ITA	ParkinGO DS Junior Team	Yamaha YZF-R3	2'01.590	2'00.339	2'00.339	4.180	0.346	127,590	29
30	121 K. PATOVA	FIN	Kallio Racing	Yamaha YZF-R3	2'04.618	2'00.880	2'00.880	4.721	0.541	127,019	27
31	62 J. SCHULTZ	RSA	DDM by BWG_Bike & Motor RT_Grimaldi	Kawasaki Ninja 300	2'01.634	2'01.054	2'01.054	4.895	0.174	126,836	25
32	53 V. GRIMOUX	FRA	Team Toth	Yamaha YZF-R3	2'04.268	2'01.094	2'01.094	4.935	0.040	126,794	20
33	7 N. SETTIMO	ITA	Bierreti By 2R	Yamaha YZF-R3	2'01.830	2'01.218	2'01.218	5.059	0.124	126,664	26
34	58 T. FINOCCHIARO	GBR	Bierreti By 2R	Yamaha YZF-R3	2'02.610	2'01.728	2'01.728	5.569	0.510	126,134	27
35	130 R. FERREIRA	BRA	Kallio Racing	Yamaha YZF-R3	2'03.853	2'02.056	2'02.056	5.897	0.328	125,795	24
36	21 A. BIDDLE	NZL	Sourz Foods - Benjan Racing	Kawasaki Ninja 300	2'02.932	2'02.542	2'02.542	6.383	0.486	125,296	26
----- Not Qualified -----											
NQ	26 L. HOPKINS	GBR	Hopkins Racing	Kawasaki Ninja 300	2'06.544	2'05.467	2'05.467	9.308	2.925	122,375	26

18/08/2017

These data/results cannot be reproduced, stored and/or transmitted in whole or in part by any manner of electronic, mechanical, photocopying, recording, broadcasting or otherwise now known or herein after developed without the previous express consent by the copyright owner, except for reproduction in daily press and regular printed publications on sale to the public within 60 days of the event related to those data/results and always provided that copyright symbol appears together as follows below.

© DORNA WSBK ORGANIZATION Srl 2017

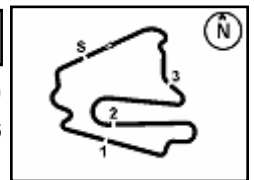
FICR PERUGIA TIMING



Official Tyre Supplier



Official Timekeeper



German Round, 18-19-20 August 2017

World Supersport 300 - Results Free Practice 2nd Session

Lausitzring 4.265 m

1 / 2

No.	Rider	Nat	Team	Bike	Time	Gap	Rel.	Laps	Speed	
									Avg	Max
1	88 M. PEREZ	ESP	WILSport Racedays	Honda CBR500R	1'56.159			11	132,181	180,3
2	15 A. COPPOLA	ITA	SK Racing	Yamaha YZF-R3	1'57.230	1.071	1.071	13	130,973	181,2
3	2 A. CARRASCO	ESP	ETG Racing	Kawasaki Ninja 300	1'57.277	1.118	0.047	14	130,921	182,1
4	41 M. GARCIA	ESP	Halcourier Racing	Yamaha YZF-R3	1'57.621	1.462	0.344	14	130,538	183,1
5	6 R. SCHOTMAN	NED	GRT Yamaha WorldSSP300 Team	Yamaha YZF-R3	1'57.628	1.469	0.007	13	130,530	179,7
6	35 A. TRIGLIA	ITA	Scuderia Maranga Racing	Honda CBR500R	1'57.685	1.526	0.057	13	130,467	179,4
7	95 G. DE GRUTTOLA	ITA	SK Racing	Yamaha YZF-R3	1'57.771	1.612	0.086	12	130,372	181,5
8	17 G. NODERER	GER	Scuderia Maranga Racing	Honda CBR500R	1'57.951	1.792	0.180	14	130,173	175,9
9	75 S. DEROUÉ	NED	MTM HS Kawasaki	Kawasaki Ninja 300	1'57.985	1.826	0.034	13	130,135	179,7
10	16 T. GEORGI	GER	Team Freudenberg	Yamaha YZF-R3	1'58.066	1.907	0.081	13	130,046	180,3
11	97 M. KAPPLER	GER	Freudenberg Racing-Team	Yamaha YZF-R3	1'58.297	2.138	0.231	14	129,792	178,8
12	25 B. SÁNCHEZ	ESP	Halcourier Racing	Yamaha YZF-R3	1'58.363	2.204	0.066	13	129,720	179,4
13	80 A. PONTONE	ITA	IODARacing	Yamaha YZF-R3	1'58.366	2.207	0.003	14	129,716	180,0
14	33 D. VALLE	ESP	Halcourier Racing	Yamaha YZF-R3	1'58.380	2.221	0.014	13	129,701	179,7
15	79 C. TAYLOR	GBR	MTM HS Kawasaki	Kawasaki Ninja 300	1'58.408	2.249	0.028	13	129,670	180,3
16	27 F. ROVELLI	ITA	ParkinGO DS Junior Team	Yamaha YZF-R3	1'58.479	2.320	0.071	13	129,593	185,3
17	20 D. LOUREIRO	RSA	DS Junior Team	Yamaha YZF-R3	1'58.578	2.419	0.099	13	129,484	180,0
18	84 M. CARBONERA	ITA	SK Racing	Yamaha YZF-R3	1'58.858	2.699	0.280	13	129,179	180,9
19	54 H. CABUK	TUR	Kawasaki Puccetti Racing	Kawasaki Ninja 300	1'58.860	2.701	0.002	13	129,177	180,3
20	28 P. GIACOMINI	ITA	Terra e Moto	Yamaha YZF-R3	1'58.940	2.781	0.080	13	129,090	179,1
21	22 M. KALININ	UKR	Team MOTOXRACING	Yamaha YZF-R3	1'59.174	3.015	0.234	11	128,837	180,0
22	87 A. LICCIARDI	BEL	Team Trasimeno	Yamaha YZF-R3	1'59.186	3.027	0.012	13	128,824	183,1
23	14 E. DE LA VEGA	FRA	GRT Yamaha WorldSSP300 Team	Yamaha YZF-R3	1'59.217	3.058	0.031	13	128,790	180,6
24	12 A. RUSMIPUTRO	INA	Pertamina Almeria Racing Team	Yamaha YZF-R3	1'59.230	3.071	0.013	13	128,776	183,7
25	23 M. BASTIANELLI	ITA	3570 Made in CIV	Kawasaki Ninja 300	1'59.353	3.194	0.123	12	128,644	179,1
26	49 M. CARUSI	ITA	3570 Made in CIV	Kawasaki Ninja 300	1'59.555	3.396	0.202	12	128,426	176,7
27	9 R. DOORAKKERS	NED	MVR Racing	Yamaha YZF-R3	1'59.993	3.834	0.438	14	127,957	179,1
28	19 E. ROVELLI	ITA	ParkinGO DS Junior Team	Yamaha YZF-R3	2'00.339	4.180	0.346	14	127,590	179,1
29	121 K. PATOVA	FIN	Kallio Racing	Yamaha YZF-R3	2'00.880	4.721	0.541	14	127,019	179,4
30	62 J. SCHULTZ	RSA	DDM by BWG_Bike & Motor RT_Grimaldi	Kawasaki Ninja 300	2'01.054	4.895	0.174	13	126,836	173,9
31	53 V. GRIMOUX	FRA	Team Toth	Yamaha YZF-R3	2'01.094	4.935	0.040	14	126,794	179,7
32	7 N. SETTIMO	ITA	Bierreti By 2R	Yamaha YZF-R3	2'01.218	5.059	0.124	13	126,664	179,7
33	58 T. FINOCCHIARO	GBR	Bierreti By 2R	Yamaha YZF-R3	2'01.728	5.569	0.510	13	126,134	170,3
34	130 R. FERREIRA	BRA	Kallio Racing	Yamaha YZF-R3	2'02.056	5.897	0.328	13	125,795	176,7
35	21 A. BIDDLE	NZL	Sourz Foods - Benjan Racing	Kawasaki Ninja 300	2'02.542	6.383	0.486	14	125,296	182,1
----- Out 107% in this Session -----										
36	26 L. HOPKINS	GBR	Hopkins Racing	Kawasaki Ninja 300	2'05.467	9.308	2.925	13	122,375	178,5
37	18 A. MURLEY	GBR	Team Toth	Yamaha YZF-R3				0		

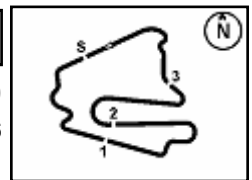
Qualifying Lap Time (107% of 1'56.159): 2'04.291

AIR	Humidity:	78%	Temp:	25°C
TRACK	Condition:	Dry	Temp:	30°C

18/08/2017 Start 18:20 End 18:52 The results are provisional until the end of the time limit for protests and appeals and the completion of the technical checks.

These data/results cannot be reproduced, stored and/or transmitted in whole or in part by any manner of electronic, mechanical, photocopying, recording, broadcasting or otherwise now known or herein after developed without the previous express consent by the copyright owner, except for reproduction in daily press and regular printed publications on sale to the public within 60 days of the event related to those data/results and always provided that copyright symbol appears together as follows below.

© DORNA WSBK ORGANIZATION Srl 2017



German Round, 18-19-20 August 2017

World Supersport 300 - Results Free Practice 2nd Session

Session Highlights

Local Time	No. Rider	Description
18.20.00		Start
18.23.47	23 M. BASTIANELLI	Check Transponder
18.26.53	28 P. GIACOMINI	Lap Cancelled - Exceeded Track Limits - Turn 1
18.32.52	25 B. SÁNCHEZ	Lap Cancelled - Exceeded Track Limits - Turn 1
18.49.53	130 R. FERREIRA	On the Gravel - Re-Joined - Turn 14
18.52.51		End Of Session

Fastest Laps Sequence

No.	Rider	Nat	Team	Bike	Local Time	Time	Gap	Avg
97	M. KAPPLER	GER	Freudenberg Racing-Team	Yamaha YZF-R3	18:24'16.226	2'01.089		126,799
97	M. KAPPLER	GER	Freudenberg Racing-Team	Yamaha YZF-R3	18:26'16.014	1'59.788	-1.301	128,176
75	S. DEROUE	NED	MTM HS Kawasaki	Kawasaki Ninja 300	18:26'16.133	1'58.970	-0.818	129,058
6	R. SCHOTMAN	NED	GRT Yamaha WorldSSP300 Team	Yamaha YZF-R3	18:26'18.049	1'58.836	-0.134	129,203
6	R. SCHOTMAN	NED	GRT Yamaha WorldSSP300 Team	Yamaha YZF-R3	18:28'16.648	1'58.599	-0.237	129,461
15	A. COPPOLA	ITA	SK Racing	Yamaha YZF-R3	18:28'19.990	1'57.962	-0.637	130,161
88	M. PEREZ	ESP	WILSport Racedays	Honda CBR500R	18:30'04.545	1'57.938	-0.024	130,187
15	A. COPPOLA	ITA	SK Racing	Yamaha YZF-R3	18:30'17.903	1'57.913	-0.025	130,215
88	M. PEREZ	ESP	WILSport Racedays	Honda CBR500R	18:32'02.192	1'57.647	-0.266	130,509
15	A. COPPOLA	ITA	SK Racing	Yamaha YZF-R3	18:32'15.257	1'57.354	-0.293	130,835
88	M. PEREZ	ESP	WILSport Racedays	Honda CBR500R	18:33'59.342	1'57.150	-0.204	131,063
88	M. PEREZ	ESP	WILSport Racedays	Honda CBR500R	18:45'55.755	1'57.103	-0.047	131,115
88	M. PEREZ	ESP	WILSport Racedays	Honda CBR500R	18:47'51.914	1'56.159	-0.944	132,181

Start 18:20 End 18:52 The results are provisional until the end of the time limit for protests and appeals and the completion of the technical checks.

These data/results cannot be reproduced, stored and/or transmitted in whole or in part by any manner of electronic, mechanical, photocopying, recording, broadcasting or otherwise now known or herein after developed without the previous express consent by the copyright owner, except for reproduction in daily press and regular printed publications on sale to the public within 60 days of the event related to those data/results and always provided that copyright symbol appears together as follows below.

© DORNA WSBK ORGANIZATION Srl 2017

German Round, 18-19-20 August 2017

World Supersport 300 - Best Sector & Speed Free Practice 2nd Session

BEST LAP			
1	88 M. PEREZ	Honda CBR500R	1'56.159
2	15 A. COPPOLA	Yamaha YZF-R3	1'57.230
3	2 A. CARRASCO	Kawasaki Ninja 300	1'57.277
4	41 M. GARCIA	Yamaha YZF-R3	1'57.621
5	6 R. SCHOTMAN	Yamaha YZF-R3	1'57.628
6	35 A. TRIGLIA	Honda CBR500R	1'57.685
7	95 G. DE GRUTTOLA	Yamaha YZF-R3	1'57.771
8	17 G. NODERER	Honda CBR500R	1'57.951
9	75 S. DEROUE	Kawasaki Ninja 300	1'57.985
10	16 T. GEORGI	Yamaha YZF-R3	1'58.066
11	97 M. KAPPLER	Yamaha YZF-R3	1'58.297
12	25 B. SANCHEZ	Yamaha YZF-R3	1'58.363
13	80 A. PONTONE	Yamaha YZF-R3	1'58.366
14	33 D. VALLE	Yamaha YZF-R3	1'58.380
15	79 C. TAYLOR	Kawasaki Ninja 300	1'58.408
16	27 F. ROVELLI	Yamaha YZF-R3	1'58.479
17	20 D. LOUREIRO	Yamaha YZF-R3	1'58.578
18	84 M. CARBONERA	Yamaha YZF-R3	1'58.858
19	54 H. CABUK	Kawasaki Ninja 300	1'58.860
20	28 P. GIACOMINI	Yamaha YZF-R3	1'58.940
21	22 M. KALININ	Yamaha YZF-R3	1'59.174
22	87 A. LICCIARDI	Yamaha YZF-R3	1'59.186
23	14 E. DE LA VEGA	Yamaha YZF-R3	1'59.217
24	12 A. RUSMIPUTRO	Yamaha YZF-R3	1'59.230
25	23 M. BASTIANELLI	Kawasaki Ninja 300	1'59.353
26	49 M. CARUSI	Kawasaki Ninja 300	1'59.555
27	9 R. DOORAKKERS	Yamaha YZF-R3	1'59.993
28	19 E. ROVELLI	Yamaha YZF-R3	2'00.339
29	121 K. PATOVA	Yamaha YZF-R3	2'00.880
30	62 J. SCHULTZ	Kawasaki Ninja 300	2'01.054
31	53 V. GRIMOUX	Yamaha YZF-R3	2'01.094
32	7 N. SETTIMO	Yamaha YZF-R3	2'01.218
33	58 T. FINOCCHIARO	Yamaha YZF-R3	2'01.728
34	130 R. FERREIRA	Yamaha YZF-R3	2'02.056
35	21 A. BIDDLE	Kawasaki Ninja 300	2'02.542
36	26 L. HOPKINS	Kawasaki Ninja 300	2'05.467
37	18 A. MURLEY	Yamaha YZF-R3	

SPEED			
1	27 F. ROVELLI	Yamaha YZF-R3	185.3
2	12 A. RUSMIPUTRO	Yamaha YZF-R3	183.7
3	41 M. GARCIA	Yamaha YZF-R3	183.1
4	87 A. LICCIARDI	Yamaha YZF-R3	183.1
5	21 A. BIDDLE	Kawasaki Ninja 300	182.1
6	2 A. CARRASCO	Kawasaki Ninja 300	182.1
7	95 G. DE GRUTTOLA	Yamaha YZF-R3	181.5
8	15 A. COPPOLA	Yamaha YZF-R3	181.2
9	84 M. CARBONERA	Yamaha YZF-R3	180.9
10	14 E. DE LA VEGA	Yamaha YZF-R3	180.6
11	79 C. TAYLOR	Kawasaki Ninja 300	180.3
12	54 H. CABUK	Kawasaki Ninja 300	180.3
13	88 M. PEREZ	Honda CBR500R	180.3
14	16 T. GEORGI	Yamaha YZF-R3	180.3
15	20 D. LOUREIRO	Yamaha YZF-R3	180.0
16	80 A. PONTONE	Yamaha YZF-R3	180.0
17	22 M. KALININ	Yamaha YZF-R3	180.0
18	75 S. DEROUE	Kawasaki Ninja 300	179.7
19	33 D. VALLE	Yamaha YZF-R3	179.7
20	6 R. SCHOTMAN	Yamaha YZF-R3	179.7
21	53 V. GRIMOUX	Yamaha YZF-R3	179.7
22	7 N. SETTIMO	Yamaha YZF-R3	179.7
23	25 B. SANCHEZ	Yamaha YZF-R3	179.4
24	121 K. PATOVA	Yamaha YZF-R3	179.4
25	35 A. TRIGLIA	Honda CBR500R	179.4
26	19 E. ROVELLI	Yamaha YZF-R3	179.1
27	9 R. DOORAKKERS	Yamaha YZF-R3	179.1
28	28 P. GIACOMINI	Yamaha YZF-R3	179.1
29	23 M. BASTIANELLI	Kawasaki Ninja 300	179.1
30	97 M. KAPPLER	Yamaha YZF-R3	178.8
31	26 L. HOPKINS	Kawasaki Ninja 300	178.5
32	130 R. FERREIRA	Yamaha YZF-R3	176.7
33	49 M. CARUSI	Kawasaki Ninja 300	176.7
34	17 G. NODERER	Honda CBR500R	175.9
35	62 J. SCHULTZ	Kawasaki Ninja 300	173.9
36	58 T. FINOCCHIARO	Yamaha YZF-R3	170.3

SEG. 1			SEG. 2			SEG. 3			SEG. 4		
1	88 M. PEREZ	29.834	1	88 M. PEREZ	37.083	1	88 M. PEREZ	25.633	1	2 A. CARRASCO	23.349
2	2 A. CARRASCO	30.203	2	15 A. COPPOLA	37.222	2	15 A. COPPOLA	25.686	2	88 M. PEREZ	23.398
3	15 A. COPPOLA	30.297	3	25 B. SANCHEZ	37.305	3	35 A. TRIGLIA	25.810	3	97 M. KAPPLER	23.561
4	75 S. DEROUE	30.298	4	2 A. CARRASCO	37.317	4	6 R. SCHOTMAN	25.823	4	75 S. DEROUE	23.576
5	16 T. GEORGI	30.338	5	95 G. DE GRUTTOLA	37.461	5	41 M. GARCIA	25.864	5	27 F. ROVELLI	23.588
6	41 M. GARCIA	30.351	6	97 M. KAPPLER	37.493	6	95 G. DE GRUTTOLA	25.904	6	6 R. SCHOTMAN	23.597
7	35 A. TRIGLIA	30.369	7	41 M. GARCIA	37.501	7	79 C. TAYLOR	25.939	7	16 T. GEORGI	23.606
8	17 G. NODERER	30.393	8	75 S. DEROUE	37.530	8	2 A. CARRASCO	25.954	8	41 M. GARCIA	23.634
9	79 C. TAYLOR	30.481	9	33 D. VALLE	37.536	9	17 G. NODERER	25.980	9	95 G. DE GRUTTOLA	23.656
10	28 P. GIACOMINI	30.481	10	22 M. KALININ	37.635	10	75 S. DEROUE	26.027	10	15 A. COPPOLA	23.680
11	20 D. LOUREIRO	30.485	11	84 M. CARBONERA	37.646	11	33 D. VALLE	26.046	11	20 D. LOUREIRO	23.682
12	25 B. SANCHEZ	30.491	12	6 R. SCHOTMAN	37.649	12	16 T. GEORGI	26.063	12	33 D. VALLE	23.688
13	6 R. SCHOTMAN	30.495	13	20 D. LOUREIRO	37.661	13	80 A. PONTONE	26.077	13	87 A. LICCIARDI	23.700
14	95 G. DE GRUTTOLA	30.510	14	16 T. GEORGI	37.705	14	97 M. KAPPLER	26.124	14	35 A. TRIGLIA	23.704
15	80 A. PONTONE	30.517	15	12 A. RUSMIPUTRO	37.717	15	23 M. BASTIANELLI	26.169	15	28 P. GIACOMINI	23.710
16	12 A. RUSMIPUTRO	30.531	16	27 F. ROVELLI	37.730	16	27 F. ROVELLI	26.179	16	25 B. SANCHEZ	23.753
17	33 D. VALLE	30.630	17	17 G. NODERER	37.731	17	12 A. RUSMIPUTRO	26.217	17	79 C. TAYLOR	23.781
18	27 F. ROVELLI	30.631	18	80 A. PONTONE	37.736	18	28 P. GIACOMINI	26.237	18	17 G. NODERER	23.793
19	54 H. CABUK	30.632	19	35 A. TRIGLIA	37.776	19	25 B. SANCHEZ	26.243	19	54 H. CABUK	23.814
20	97 M. KAPPLER	30.640	20	79 C. TAYLOR	37.847	20	9 R. DOORAKKERS	26.247	20	12 A. RUSMIPUTRO	23.833
21	22 M. KALININ	30.644	21	14 E. DE LA VEGA	37.850	21	84 M. CARBONERA	26.252	21	84 M. CARBONERA	23.849
22	23 M. BASTIANELLI	30.694	22	28 P. GIACOMINI	37.948	22	20 D. LOUREIRO	26.265	22	22 M. KALININ	23.873
23	87 A. LICCIARDI	30.722	23	54 H. CABUK	38.049	23	54 H. CABUK	26.270	23	80 A. PONTONE	23.874
24	49 M. CARUSI	30.729	24	49 M. CARUSI	38.052	24	49 M. CARUSI	26.276	24	14 E. DE LA VEGA	23.911
25	84 M. CARBONERA	30.755	25	23 M. BASTIANELLI	38.192	25	14 E. DE LA VEGA	26.333	25	23 M. BASTIANELLI	23.951
26	14 E. DE LA VEGA	30.864	26	19 E. ROVELLI	38.210	26	87 A. LICCIARDI	26.360	26	19 E. ROVELLI	23.962
27	19 E. ROVELLI	30.961	27	87 A. LICCIARDI	38.265	27	22 M. KALININ	26.437	27	49 M. CARUSI	23.997
28	9 R. DOORAKKERS	31.025	28	121 K. PATOVA	38.423	28	19 E. ROVELLI	26.555	28	9 R. DOORAKKERS	24.026
29	62 J. SCHULTZ	31.107	29	7 N. SETTIMO	38.424	29	121 K. PATOVA	26.636	29	53 V. GRIMOUX	24.059
30	58 T. FINOCCHIARO	31.172	30	130 R. FERREIRA	38.452	30	21 A. BIDDLE	26.658	30	130 R. FERREIRA	24.160
31	53 V. GRIMOUX	31.287	31	9 R. DOORAKKERS	38.550	31	7 N. SETTIMO	26.721	31	121 K. PATOVA	24.167
32	121 K. PATOVA	31.341	32	53 V. GRIMOUX	38.599	32	53 V. GRIMOUX	26.727	32	7 N. SETTIMO	24.177
33	7 N. SETTIMO	31.716	33	62 J. SCHULTZ	38.690	33	62 J. SCHULTZ	26.739	33	21 A. BIDDLE	24.209
34	21 A. BIDDLE	31.770	34	21 A. BIDDLE	38.888	34	58 T. FINOCCHIARO	26.757	34	62 J. SCHULTZ	24.339
35	130 R. FERREIRA	31.822	35	58 T. FINOCCHIARO	38.933	35	130 R. FERREIRA	27.068	35	58 T. FINOCCHIARO	24.342
36	26 L. HOPKINS	32.424	36	26 L. HOPKINS	39.457	36	26 L. HOPKINS	27.911	36	26 L. HOPKINS	24.818

18/08/2017

These data/results cannot be reproduced, stored and/or transmitted in whole or in part by any manner of electronic, mechanical, photocopying, recording, broadcasting or otherwise now known or herein after developed without the previous express consent by the copyright owner, except for reproduction in daily press and regular printed publications on sale to the public within 60 days of the event related to those data/results and always provided that copyright symbol appears together as follows below.

© DORNA WSBK ORGANIZATION Srl 2017

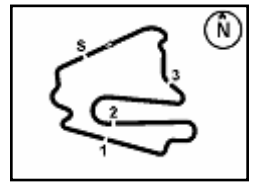
FICR PERUGIA TIMING



Official Tyre Supplier



Official Timekeeper



German Round, 18-19-20 August 2017

World Supersport 300 - Ideal Times Free Practice 2nd Session

Lausitzring 4.265 m
1 / 2

Rider No.	Nat	Bike	Seg. 1 Diff. 1	Seg. 2 Diff. 2	Seg. 3 Diff. 3	Seg. 4 Diff. 4	Ideal Time			
							Best Lap	Pos.	Diff.	
1	88 M. PEREZ	ESP	Honda CBR500R	29.834 0.052	37.083 0.159	25.633	23.398	1'55.948 1'56.159	2	0.211
2	2 A. CARRASCO	ESP	Kawasaki Ninja 300	30.203	37.317 0.054	25.954 0.126	23.349 0.274	1'56.823 1'57.277	4	0.454
3	15 A. COPPOLA	ITA	Yamaha YZF-R3	30.297	37.222	25.686 0.310	23.680 0.035	1'56.885 1'57.230	3	0.345
4	41 M. GARCIA	ESP	Yamaha YZF-R3	30.351 0.244	37.501	25.864 0.012	23.634 0.015	1'57.350 1'57.621	5	0.271
5	75 S. DEROUÉ	NED	Kawasaki Ninja 300	30.298 0.064	37.530	26.027 0.131	23.576 0.359	1'57.431 1'57.985	10	0.554
6	95 G. DE GRUTTOLA	ITA	Yamaha YZF-R3	30.510 0.156	37.461 0.053	25.904	23.656 0.031	1'57.531 1'57.771	8	0.240
7	6 R. SCHOTMAN	NED	Yamaha YZF-R3	30.495	37.649 0.064	25.823	23.597	1'57.564 1'57.628	6	0.064
8	35 A. TRIGLIA	ITA	Honda CBR500R	30.369	37.776 0.026	25.810	23.704	1'57.659 1'57.685	7	0.026
9	16 T. GEORGI	GER	Yamaha YZF-R3	30.338 0.252	37.705	26.063 0.102	23.606	1'57.712 1'58.066	11	0.354
10	25 B. SÁNCHEZ	ESP	Yamaha YZF-R3	30.491 0.111	37.305	26.243 0.460	23.753	1'57.792 1'58.363	13	0.571
11	97 M. KAPPLER	GER	Yamaha YZF-R3	30.640 0.231	37.493 0.248	26.124	23.561	1'57.818 1'58.297	12	0.479
12	17 G. NODERER	GER	Honda CBR500R	30.393	37.731	25.980 0.054	23.793	1'57.897 1'57.951	9	0.054
13	33 D. VALLE	ESP	Yamaha YZF-R3	30.630 0.308	37.536	26.046	23.688 0.172	1'57.900 1'58.380	15	0.480
14	79 C. TAYLOR	GBR	Kawasaki Ninja 300	30.481 0.096	37.847 0.237	25.939 0.027	23.781	1'58.048 1'58.408	16	0.360
15	20 D. LOUREIRO	RSA	Yamaha YZF-R3	30.485 0.284	37.661 0.091	26.265 0.110	23.682	1'58.093 1'58.578	18	0.485
16	27 F. ROVELLI	ITA	Yamaha YZF-R3	30.631	37.730 0.233	26.179 0.062	23.588 0.056	1'58.128 1'58.479	17	0.351
17	80 A. PONTONE	ITA	Yamaha YZF-R3	30.517 0.162	37.736	26.077	23.874	1'58.204 1'58.366	14	0.162
18	12 A. RUSMIPUTRO	INA	Yamaha YZF-R3	30.531	37.717 0.272	26.217 0.660	23.833	1'58.298 1'59.230	25	0.932
19	28 P. GIACOMINI	ITA	Yamaha YZF-R3	30.481 0.243	37.948 0.141	26.237 0.142	23.710 0.038	1'58.376 1'58.940	21	0.564
20	84 M. CARBONERA	ITA	Yamaha YZF-R3	30.755	37.646	26.252 0.032	23.849 0.324	1'58.502 1'58.858	19	0.356
21	22 M. KALININ	UKR	Yamaha YZF-R3	30.644 0.319	37.635	26.437	23.873 0.266	1'58.589 1'59.174	22	0.585
22	54 H. CABUK	TUR	Kawasaki Ninja 300	30.632 0.004	38.049	26.270 0.091	23.814	1'58.765 1'58.860	20	0.095
23	14 E. DE LA VEGA	FRA	Yamaha YZF-R3	30.864 0.028	37.850	26.333 0.088	23.911 0.143	1'58.958 1'59.217	24	0.259
24	23 M. BASTIANELLI	ITA	Kawasaki Ninja 300	30.694 0.195	38.192	26.169 0.068	23.951 0.084	1'59.006 1'59.353	26	0.347
25	87 A. LICCIARDI	BEL	Yamaha YZF-R3	30.722	38.265	26.360	23.700 0.139	1'59.047 1'59.186	23	0.139
26	49 M. CARUSI	ITA	Kawasaki Ninja 300	30.729 0.030	38.052 0.102	26.276 0.228	23.997 0.141	1'59.054 1'59.555	27	0.501
27	19 E. ROVELLI	ITA	Yamaha YZF-R3	30.961	38.210 0.238	26.555 0.252	23.962 0.161	1'59.688 2'00.339	29	0.651
28	9 R. DOORAKKERS	NED	Yamaha YZF-R3	31.025 0.145	38.550	26.247	24.026	1'59.848 1'59.993	28	0.145
29	121 K. PATOVA	FIN	Yamaha YZF-R3	31.341 0.135	38.423 0.065	26.636	24.167 0.113	2'00.567 2'00.880	30	0.313
30	53 V. GRIMOUX	FRA	Yamaha YZF-R3	31.287 0.091	38.599 0.119	26.727 0.104	24.059 0.108	2'00.672 2'01.094	32	0.422
31	62 J. SCHULTZ	RSA	Kawasaki Ninja 300	31.107 0.132	38.690	26.739	24.339 0.047	2'00.875 2'01.054	31	0.179

18/08/2017

These data/results cannot be reproduced, stored and/or transmitted in whole or in part by any manner of electronic, mechanical, photocopying, recording, broadcasting or otherwise now known or herein after developed without the previous express consent by the copyright owner, except for reproduction in daily press and regular printed publications on sale to the public within 60 days of the event related to those data/results and always provided that copyright symbol appears together as follows below.

© DORNA WSBK ORGANIZATION Srl 2017

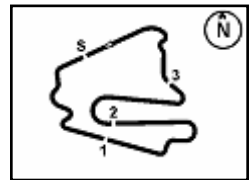
FICR PERUGIA TIMING



Official Tyre Supplier



Official Timekeeper

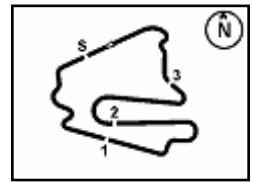

German Round, 18-19-20 August 2017
World Supersport 300 - Ideal Times Free Practice 2nd Session

 Lausitzring 4.265 m
2 / 2

Rider No.	No.	Rider Name	Nat	Bike	Seg. 1 Diff. 1	Seg. 2 Diff. 2	Seg. 3 Diff. 3	Seg. 4 Diff. 4	Ideal Time		
									Best Lap	Pos.	Diff.
32	7	N. SETTIMO	ITA	Yamaha YZF-R3	31.716	38.424	26.721 0.032	24.177 0.148	2'01.038	33	0.180
33	58	T. FINOCCHIARO	GBR	Yamaha YZF-R3	31.172 0.073	38.933	26.757	24.342 0.451	2'01.204	34	0.524
34	130	R. FERREIRA	BRA	Yamaha YZF-R3	31.822 0.033	38.452	27.068 0.203	24.160 0.318	2'01.502	35	0.554
35	21	A. BIDDLE	NZL	Kawasaki Ninja 300	31.770 0.245	38.888	26.658 0.193	24.209 0.579	2'01.525	36	1.017
36	26	L. HOPKINS	GBR	Kawasaki Ninja 300	32.424 0.365	39.457	27.911	24.818 0.492	2'04.610	37	0.857
Overall Ideal Time					29.834	37.083	25.633	23.349	1'55.899		

18/08/2017
 These data/results cannot be reproduced, stored and/or transmitted in whole or in part by any manner of electronic, mechanical, photocopying, recording, broadcasting or otherwise now known or herein after developed without the previous express consent by the copyright owner, except for reproduction in daily press and regular printed publications on sale to the public within 60 days of the event related to those data/results and always provided that copyright symbol appears together as follows below.
 © DORNA WSBK ORGANIZATION Srl 2017





German Round, 18-19-20 August 2017

World Supersport 300 - Chronological Analysis Free Practice 2nd Session

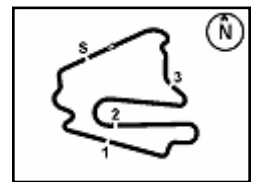
Lausitzring 4.265 m

1 / 5

1° 88 M. PEREZ (1'56.159)								13 30.595 37.501 25.876 23.649 1'57.621 175,9 18:49'51.486							
Lap	Seg.1	Seg.2	Seg.3	Seg.4	Lap Time	km/h	Local Time	Lap	Seg.1	Seg.2	Seg.3	Seg.4	Lap Time	km/h	Local Time
1	31.697	41.982	28.258	25.140	2'01.822	173,9	18:24'05.569	14	30.351	37.525	25.864	24.006	1'57.746	176,7	18:51'49.232
2	30.609	38.075	26.565	23.967	1'59.216	174,7	18:28'06.607	5° 6 R. SCHOTMAN (1'57.628)							
3	30.234	37.848	26.141	23.715	1'57.938	175,3	18:30'04.545	Lap	Seg.1	Seg.2	Seg.3	Seg.4	Lap Time	km/h	Local Time
4	30.174	37.745	26.142	23.586	1'57.647	175,6	18:32'02.192	1	32.383	38.863	26.550	23.822	2'01.618	178,8	18:24'19.213
5	30.234	37.565	25.950	23.401	1'57.150	175,6	18:33'59.342	2	31.380	37.795	26.058	23.603	1'58.836	177,6	18:26'18.049
6	32.065	41.976	27.942	34.590	2'16.573P	180,3	18:36'15.915	3	31.103	37.649	26.190	23.657	1'58.599	179,7	18:28'16.648
7	6'13.830	38.919	26.297	23.691	7'42.737P		18:43'58.652	4	30.631	37.930	26.097	23.752	1'58.410	176,2	18:30'15.058
8	30.071	37.576	25.982	23.474	1'57.103	175,3	18:45'55.755	5	30.621	38.641	26.182	24.396	1'59.840	173,6	18:32'14.898
9	29.886	37.242	25.633	23.398	1'56.159	176,2	18:47'51.914	6	30.744	37.656	26.124	23.757	1'58.281	179,1	18:34'13.179
10	33.351	37.635	25.865	23.460	2'00.311	176,7	18:49'52.225	7	30.862	40.318	26.935	37.543	2'15.658P	177,6	18:36'28.837
11	29.834	37.083	25.672	23.692	1'56.281	180,0	18:51'48.506	8	2'18.717	52.858	27.377	23.843	4'02.795P		18:40'31.632
2° 15 A. COPPOLA (1'57.230)								9	30.765	37.931	28.571	23.872	2'01.139	175,3	18:42'32.771
Lap	Seg.1	Seg.2	Seg.3	Seg.4	Lap Time	km/h	Local Time	10	30.947	37.948	26.148	23.791	1'58.834	178,5	18:44'31.605
1		41.359	31.314	25.744			18:22'19.587	11	31.037	42.487	28.109	24.486	2'06.119	173,3	18:46'37.724
2	32.597	39.030	26.986	24.255	2'02.868	180,0	18:24'22.455	12	30.559	38.660	30.125	25.609	2'04.953	175,9	18:48'42.677
3	31.518	38.091	26.206	23.758	1'59.573	177,9	18:26'22.028	13	30.495	37.713	25.823	23.597	1'57.628	175,0	18:50'40.305
4	30.786	37.578	25.794	23.804	1'57.962	177,6	18:28'19.990	6° 35 A. TRIGLIA (1'57.685)							
5	30.741	37.552	25.930	23.690	1'57.913	179,1	18:30'17.903	Lap	Seg.1	Seg.2	Seg.3	Seg.4	Lap Time	km/h	Local Time
6	30.539	37.344	25.690	23.781	1'57.354	177,0	18:32'15.257	1	32.320	51.686	31.600	26.259			18:23'00.970
7	30.585	37.358	25.994	23.913	1'57.850	181,2	18:34'13.107	2	31.007	39.324	26.937	24.192	2'01.460	173,9	18:27'05.824
8	33.075	37.653	27.813	37.268	2'15.809P	169,2	18:36'28.916	3	30.772	38.499	26.356	24.087	1'59.714	177,6	18:29'05.538
9	3'31.292	38.336	27.470	26.983	5'04.081P		18:41'32.997	4	33.642	39.847	27.495	24.690	2'05.674	173,3	18:31'11.212
10	30.548	37.690	26.043	23.759	1'58.040	173,6	18:43'31.037	5	31.301	38.486	26.408	24.064	2'00.259	173,0	18:33'11.471
11	31.566	41.354	29.072	32.097	2'14.089	172,2	18:45'45.126	6	30.558	38.336	26.273	24.198	1'59.365	173,6	18:35'10.836
12	30.297	37.222	25.966	23.715	1'57.230	175,3	18:49'50.429	7	30.740	38.088	26.711	35.534	2'11.073P	172,5	18:37'21.909
13	30.461	38.792	25.686	23.748	1'58.687	173,6	18:51'49.116	8	1'24.315	46.939	27.116	24.447	3'02.817P		18:40'24.726
3° 2 A. CARRASCO (1'57.277)								9	30.689	38.280	26.025	24.136	1'59.130	170,8	18:42'23.856
Lap	Seg.1	Seg.2	Seg.3	Seg.4	Lap Time	km/h	Local Time	10	30.809	42.157	33.277	27.188	2'13.431	173,0	18:44'37.287
1		40.530	27.436	25.467			18:22'22.672	11	30.805	37.971	29.142	24.297	2'02.215	173,6	18:46'39.502
2	33.404	39.376	27.426	24.191	2'04.397	182,1	18:24'27.069	12	30.391	37.776	28.922	24.278	2'01.367	179,4	18:48'40.869
3	31.329	38.016	26.360	23.967	1'59.672	181,8	18:26'26.741	13	30.369	37.802	25.810	23.704	1'57.685	172,8	18:50'38.554
4	32.881	39.727	27.031	24.412	2'04.051	181,2	18:28'30.792	7° 95 G. DE GRUTTOLA (1'57.771)							
5	32.718	38.873	26.307	24.297	2'02.195	181,8	18:30'32.987	Lap	Seg.1	Seg.2	Seg.3	Seg.4	Lap Time	km/h	Local Time
6	30.704	37.514	25.954	23.773	1'57.945	177,6	18:32'30.932	1	33.635	39.277	26.897	24.095	2'03.904	175,3	18:24'21.413
7	30.603	38.172	26.397	23.858	1'59.030	181,5	18:34'29.962	2	32.513	38.757	26.529	23.867	2'01.666	180,3	18:26'23.079
8	30.399	37.470	26.144	23.349	1'57.362	177,9	18:36'27.324	3	31.208	37.933	26.924	24.219	2'00.284	175,6	18:28'23.363
9	30.368	37.768	26.587	34.348	2'09.071P	180,9	18:38'36.395	4	31.181	38.548	29.356	24.220	2'03.305	173,6	18:30'26.668
10	2'02.263	38.357	26.561	23.745	3'30.926P		18:42'07.321	5	30.666	37.514	25.904	23.687	1'57.771	175,9	18:32'24.439
11	30.679	37.495	26.202	23.674	1'58.050	176,7	18:44'05.371	6	31.283	43.769	30.358	34.908	2'20.318P	178,2	18:34'44.757
12	30.389	37.551	25.956	23.441	1'57.337	177,0	18:46'02.708	7	5'16.222	38.201	27.457	27.999	6'49.879P		18:41'34.636
13	30.203	37.371	26.080	23.623	1'57.277	179,1	18:47'59.985	8	30.792	37.461	25.911	23.656	1'57.820	181,5	18:43'32.456
14	30.355	37.357	26.122	23.622	1'57.456	177,6	18:49'57.441	9	30.510	39.158	31.457	34.936	2'16.061	173,9	18:45'48.517
	30.427	37.317	26.517	23.730	1'57.991	177,6	18:51'55.432	10	30.672	37.801	26.062	23.940	1'58.475	171,4	18:47'46.992
4° 41 M. GARCIA (1'57.621)								11	30.788	38.277	26.417	23.981	1'59.463	171,7	18:49'46.455
Lap	Seg.1	Seg.2	Seg.3	Seg.4	Lap Time	km/h	Local Time	12	30.852	37.933	26.166	23.694	1'58.645	172,8	18:51'45.100
1		41.508	29.467	25.699			18:22'21.343	8° 17 G. NODERER (1'57.951)							
2	31.688	40.028	27.099	23.814	2'04.931	178,8	18:24'26.274	Lap	Seg.1	Seg.2	Seg.3	Seg.4	Lap Time	km/h	Local Time
3	31.703	38.117	26.371	23.787	1'59.978	183,1	18:28'26.666	1		45.014	29.490	26.491			18:22'55.837
4	30.695	37.639	26.469	23.851	1'58.654	179,4	18:30'25.320	1	32.875	41.287	27.423	25.150	2'06.735	171,1	18:25'02.572
5	30.638	37.793	26.074	23.828	1'58.333	174,7	18:32'23.653	2	32.432	39.228	26.757	24.640	2'03.057	174,2	18:27'05.629
6	30.563	37.821	25.904	24.819	1'59.107	174,2	18:34'22.760	3	31.346	38.285	26.525	24.231	2'00.387	172,2	18:29'06.016
7	30.609	37.707	25.926	24.009	1'58.251	174,4	18:36'21.011	4	31.396	39.377	27.360	34.324	2'12.457P	175,9	18:31'18.473
8	30.563	37.798	27.401	44.753	2'20.515P	172,5	18:38'41.526	5	1'09.518	39.298	26.828	24.442	2'40.086P		18:33'58.559
9	1'25.141	38.341	26.404	24.896	2'54.782P		18:41'36.308	6	31.041	38.580	26.386	24.162	2'00.169	171,9	18:35'58.728
10	30.844	37.708	25.896	23.634	1'58.082	175,3	18:43'34.390	7	30.675	37.993	26.086	24.017	1'58.771	171,7	18:37'57.499
11	32.236	38.892	29.035	33.166	2'13.329	182,4	18:45'47.719	8	30.587	37.934	26.095	24.101	1'58.717	171,4	18:39'56.216
12	30.796	38.180	30.353	26.817	2'06.146	170,0	18:47'53.865	9	30.628	37.946	26.190	24.124	1'58.888	171,9	18:41'55.104
								10	30.477	38.149	26.102	24.170	1'58.898	171,9	18:43'54.002

18/08/2017 P = Pits In/Out - C = Lap-Time Cancelled
 These data/results cannot be reproduced, stored and/or transmitted in whole or in part by any manner of electronic, mechanical, photocopying, recording, broadcasting or otherwise now known or herein after developed without the previous express consent by the copyright owner, except for reproduction in daily press and regular printed publications on sale to the public within 60 days of the event related to those data/results and always provided that copyright symbol appears together as follows below.
 © DORNA WSBK ORGANIZATION Srl 2017





German Round, 18-19-20 August 2017

World Supersport 300 - Chronological Analysis Free Practice 2nd Session

Lausitzring 4.265 m

2 / 5

Lap	Seg.1	Seg.2	Seg.3	Seg.4	Lap Time	km/h	Local Time
11	30.550	38.131	26.320	24.152	1'59.153	172.8	18:45'53.155
12	30.577	38.060	25.980	24.156	1'58.773	172.8	18:47'51.928
13	30.852	38.118	26.061	23.892	1'58.923	172.8	18:49'50.851
14	30.393	37.731	26.034	23.793	1'57.951	175.0	18:51'48.802
9° 75 S. DEROUE (1'57.985)							
Lap	Seg.1	Seg.2	Seg.3	Seg.4	Lap Time	km/h	Local Time
1	32.168	38.482	26.515	23.934	2'01.099	178.8	18:24'17.163
2	31.099	38.097	26.169	23.605	1'58.970	179.7	18:26'16.133
3	30.787	38.051	28.197	23.894	2'00.929	178.5	18:28'17.062
4	30.628	37.772	26.075	23.576	1'58.051	179.1	18:30'15.113
5	30.472	38.151	26.079	23.898	1'58.600	177.9	18:32'13.713
6	30.857	39.132	26.209	24.267	2'00.465	172.8	18:34'14.178
7	30.298	37.979	27.848	36.276	2'12.401P	178.2	18:36'26.579
8	3'29.783	38.638	26.390	23.901	4'58.712P		18:41'25.291
9	30.590	37.961	26.267	23.827	1'58.645	173.3	18:43'23.936
10	30.829	38.164	26.325	24.352	1'59.670	173.6	18:45'23.606
11	30.350	37.661	26.590	24.759	1'59.360	175.3	18:47'22.966
12	30.362	37.530	26.158	23.935	1'57.985	171.7	18:49'20.951
13	30.480	38.022	26.027	23.804	1'58.333	172.2	18:51'19.284
10° 16 T. GEORGI (1'58.066)							
Lap	Seg.1	Seg.2	Seg.3	Seg.4	Lap Time	km/h	Local Time
1	32.325	39.213	26.485	24.076	2'02.099	180.3	18:24'18.658
2	30.881	37.846	26.297	24.039	1'59.063	175.3	18:26'17.721
3	31.553	37.790	26.384	23.822	1'59.549	178.8	18:28'17.270
4	30.590	37.705	26.165	23.606	1'58.066	179.4	18:30'15.336
5	30.551	38.029	26.063	24.515	1'59.158	179.1	18:32'14.494
6	30.485	38.007	26.588	23.656	1'58.736	173.6	18:34'13.230
7	30.937	38.542	28.912	35.410	2'13.801P	178.5	18:36'27.031
8	3'32.127	39.552	26.348	28.910	5'06.937P		18:41'33.968
9	30.474	37.918	26.731	24.316	1'59.439	176.5	18:43'33.407
10	31.393	38.753	26.333	24.013	2'00.492	172.2	18:45'33.899
11	30.561	37.926	26.972	25.763	2'01.222	178.2	18:47'35.121
12	30.873	37.884	26.508	24.103	1'59.368	176.7	18:49'34.489
13	30.338	38.176	26.312	23.903	1'58.729	180.0	18:51'33.218
11° 97 M. KAPPLER (1'58.297)							
Lap	Seg.1	Seg.2	Seg.3	Seg.4	Lap Time	km/h	Local Time
1	32.286	38.223	26.481	24.099	2'01.089	175.0	18:24'16.226
2	30.837	38.425	26.621	23.905	1'59.788	169.8	18:26'16.014
3	31.009	38.197	26.715	24.010	1'59.931	170.0	18:28'15.945
4	31.020	38.311	26.578	24.089	1'59.998	170.3	18:30'15.943
5	30.898	37.588	26.439	24.416	1'59.341	174.4	18:32'15.284
6	30.871	37.741	26.124	23.561	1'58.297	178.8	18:34'13.581
7	30.703	38.321	26.472	23.991	1'59.487	177.9	18:36'13.068
8	30.959	38.301	26.563	33.475	2'09.298P	170.8	18:38'22.366
9	1'42.385	38.414	26.617	24.733	3'12.149P		18:41'34.515
10	31.067	37.493	26.460	23.912	1'58.932	177.9	18:43'33.447
11	31.010	38.086	26.527	24.091	1'59.714	174.4	18:45'33.161
12	30.685	38.870	26.424	24.153	2'00.132	173.3	18:47'33.293
13	31.270	38.712	26.422	24.054	2'00.458	176.7	18:49'33.751
14	30.640	38.436	26.597	23.842	1'59.515	177.6	18:51'33.266
12° 25 B. SANCHEZ (1'58.363)							
Lap	Seg.1	Seg.2	Seg.3	Seg.4	Lap Time	km/h	Local Time
1	33.949	40.394	27.527	24.336	2'06.206	174.7	18:24'27.091
2	31.908	38.305	26.892	24.082	2'01.187	177.3	18:26'28.278
3	31.994	38.131	26.599	23.974	2'00.698	178.8	18:28'28.976
4	31.625	38.556	26.669	24.054	2'00.904	179.4	18:30'29.880
5	30.761	38.004	26.243	23.901	1'58.909	176.7	18:32'28.789
6	55.687	39.958	27.285	30.475	2'33.405CP	177.0	18:35'02.194
13° 80 A. PONTONE (1'58.366)							
Lap	Seg.1	Seg.2	Seg.3	Seg.4	Lap Time	km/h	Local Time
1	32.212	38.879	26.986	24.683	2'02.760	175.3	18:24'20.809
2	31.280	38.374	26.249	24.052	1'59.955	172.5	18:26'20.764
3	30.838	38.404	26.371	23.938	1'59.551	173.6	18:28'20.315
4	30.679	37.736	26.077	23.874	1'58.366	176.5	18:30'18.681
5	30.517	38.047	26.370	24.002	1'58.936	180.0	18:32'17.617
6	31.068	38.405	26.468	24.138	2'00.079	178.5	18:34'17.696
7	31.056	38.305	26.577	25.718	2'01.656	171.1	18:36'19.352
8	30.727	38.375	28.249	30.762	2'08.113	172.8	18:38'27.465
9	31.342	41.236	28.547	24.133	2'05.258	173.0	18:40'32.723
10	30.902	38.028	27.185	24.296	2'00.411	174.2	18:42'33.134
11	30.800	38.195	26.483	24.609	2'00.087	177.0	18:44'33.221
12	30.722	41.531	28.394	24.758	2'05.405	174.7	18:46'38.626
13	30.750	38.157	28.178	27.687	2'04.772	174.2	18:48'43.398
14	30.841	37.849	27.984	24.940	2'01.614	175.0	18:50'45.012
14° 33 D. VALLE (1'58.380)							
Lap	Seg.1	Seg.2	Seg.3	Seg.4	Lap Time	km/h	Local Time
1	32.483	39.093	26.594	24.003	2'02.173	174.2	18:24'18.885
2	31.100	38.098	26.607	23.848	1'59.653	179.7	18:26'18.538
3	31.079	38.034	26.148	23.761	1'59.022	176.5	18:28'17.560
4	30.938	37.536	26.046	23.860	1'58.380	178.8	18:30'15.940
5	30.717	37.743	26.262	24.289	1'59.011	174.7	18:32'14.951
6	31.478	37.810	26.170	24.017	1'59.475	178.8	18:34'14.426
7	31.245	37.760	28.435	36.343	2'13.783P	179.1	18:36'28.209
8	2'19.359	52.066	28.654	23.688	4'03.767P		18:40'31.976
9	30.784	38.233	28.483	23.896	2'01.396	176.7	18:42'33.372
10	31.066	38.025	26.277	24.179	1'59.547	178.8	18:44'32.919
11	30.843	40.595	29.067	24.663	2'05.168	172.8	18:46'38.087
12	30.630	38.353	30.172	25.654	2'04.809	175.6	18:48'42.896
13	30.812	38.120	27.170	24.065	2'00.167	177.6	18:50'43.063
15° 79 C. TAYLOR (1'58.408)							
Lap	Seg.1	Seg.2	Seg.3	Seg.4	Lap Time	km/h	Local Time
1	32.353	39.282	27.005	24.187	2'02.827	178.2	18:24'19.232
2	32.415	37.977	26.415	23.990	2'00.797	180.3	18:26'20.029
3	31.024	38.227	26.349	24.128	1'59.728	175.6	18:28'19.757
4	30.801	38.076	26.010	23.931	1'58.818	173.9	18:30'18.575
5	30.857	37.847	26.262	24.008	1'58.974	175.6	18:32'17.549
6	31.303	38.743	26.218	23.991	2'00.255	173.9	18:34'17.804
7	30.580	38.086	26.176	33.500	2'08.342P	177.0	18:36'26.146
8	3'30.554	38.488	26.383	24.031	4'59.456P		18:41'25.602
9	30.481	38.120	26.274	23.843	1'58.718	173.9	18:43'24.320
10	30.862	37.878	25.939	24.155	1'58.834	178.2	18:45'23.154
11	30.502	38.101	26.077	24.109	1'58.789	169.8	18:47'21.943
12	30.576	38.290	26.375	23.929	1'59.170	168.7	18:49'21.113
13	30.577	38.084	25.966	23.781	1'58.408	172.8	18:51'19.521
16° 27 F. ROVELLI (1'58.479)							
Lap	Seg.1	Seg.2	Seg.3	Seg.4	Lap Time	km/h	Local Time
1	31.926	38.888	27.641	25.511	2'02.102	169.2	18:24'16.604
2	31.468	38.764	26.668	23.996	2'00.896	173.0	18:26'17.500
3	31.458	38.302	26.631	23.785	2'00.176	173.6	18:28'17.676

18/08/2017

P = Pits In/Out - C = Lap-Time Cancelled

These data/results cannot be reproduced, stored and/or transmitted in whole or in part by any manner of electronic, mechanical, photocopying, recording, broadcasting or otherwise now known or herein after developed without the previous express consent by the copyright owner, except for reproduction in daily press and regular printed publications on sale to the public within 60 days of the event related to those data/results and always provided that copyright symbol appears together as follows below.

© DORNA WSBK ORGANIZATION Srl 2017

FICR PERUGIA TIMING

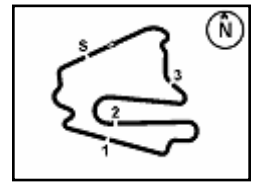


Official Tyre Supplier



SWISS WATCHES SINCE 1853

Official Timekeeper



Lausitzring 4.265 m

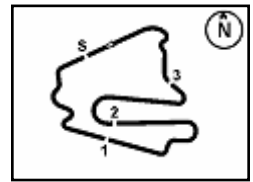
German Round, 18-19-20 August 2017
World Supersport 300 - Chronological Analysis Free Practice 2nd Session
3 / 5

Lap	Seg.1	Seg.2	Seg.3	Seg.4	Lap Time	km/h	Local Time	Lap	Seg.1	Seg.2	Seg.3	Seg.4	Lap Time	km/h	Local Time
17° 20 D. LOUREIRO (1'58.578)															
		42.665	29.683	26.055			18:22'21.186								
1	32.905	38.851	27.274	24.351	2'03.381	171,1	18:24'24.567								
2	31.561	38.573	27.021	24.461	2'01.616	180,0	18:26'26.183								
3	30.945	38.082	26.742	23.975	1'59.744	177,0	18:28'25.927								
4	30.746	38.046	26.905	23.850	1'59.547	175,3	18:30'25.474								
5	30.769	37.752	26.375	23.682	1'58.578	176,7	18:32'24.052								
6	30.485	37.661	26.265	24.745	1'59.156	177,3	18:34'23.208								
7	30.644	37.746	26.371	23.947	1'58.708	172,2	18:36'21.916								
8	31.099	38.054	29.233	42.785	2'21.171P	176,5	18:38'43.087								
9	2'33.693	38.572	26.923	23.884	4'03.072P		18:42'46.159								
10	30.740	38.075	26.651	24.250	1'59.716	178,5	18:44'45.875								
11	30.883	38.240	26.767	24.279	2'00.169	171,1	18:46'46.044								
12	30.841	38.178	26.685	24.087	1'59.791	172,2	18:48'45.835								
13	30.919	37.889	26.523	23.979	1'59.310	173,0	18:50'45.145								
21° 22 M. KALININ (1'59.174)															
1	33.959						18:22'18.828								
2	31.396	38.488					18:24'23.218								
3	31.148	38.012					18:26'23.848								
4	31.057	38.263					18:28'24.087								
5	6'25.739	38.280					18:30'28.390								
6	32.138	40.905					18:32'27.569								
7	30.644	38.104					18:34'32.852								
8	31.145	38.559					18:36'27.098								
9	31.214	39.967					18:38'28.251								
10	30.963	37.635					18:40'32.852								
11	30.947	37.932					18:42'32.098								
18° 84 M. CARBONERA (1'58.858)															
1	32.887	43.263	29.629	25.684			18:22'20.236								
2	32.367	38.604	26.915	24.348	2'03.714	174,4	18:24'23.950								
3	31.331	38.014	26.891	24.452	2'02.314	179,7	18:26'26.264								
4	30.929	37.762	26.442	24.103	1'59.890	180,3	18:28'26.154								
5	30.755	37.646	26.999	24.028	1'59.718	179,7	18:30'25.872								
6	31.235	37.984	26.284	24.173	1'58.858	178,8	18:32'24.730								
7	31.417	38.148	26.326	23.849	1'59.394	180,9	18:34'24.124								
8	31.512	38.148	26.538	24.098	2'00.201	176,7	18:36'24.325								
9	3'22.510	38.855	26.539	38.341	2'16.536P	174,7	18:38'40.861								
10	31.315	38.403	27.210	23.999	4'52.574P		18:38'40.861								
11	30.822	38.250	26.252	24.055	2'00.225	172,5	18:40'861								
12	31.136	38.561	26.493	24.176	1'59.741	175,6	18:42'43.201								
13	30.951	38.217	26.561	24.197	2'00.455	175,6	18:44'33.400								
22° 87 A. LICCIARDI (1'59.186)															
1	33.186						18:22'18.618								
2	31.909	41.782					18:24'23.558								
3	31.919	40.035					18:26'26.135								
4	31.175	39.024					18:28'26.848								
5	30.952	38.335					18:30'26.817								
6	31.207	38.414					18:32'26.467								
7	2'54.892	26.680					18:34'40.244								
8	31.395	38.687					18:36'24.124								
9	35.600	26.522					18:38'40.861								
10	31.411	23.857					18:40'861								
11	30.722	38.321					18:42'43.201								
12	30.903	38.299					18:44'33.400								
13	31.067	38.329					18:46'46.044								
19° 54 H. CABUK (1'58.860)															
1	34.235	41.511	29.320	25.810			18:22'22.493								
2	32.002	39.802	27.385	24.457	2'05.879	176,7	18:24'28.372								
3	31.292	38.617	26.846	24.081	2'01.546	179,4	18:26'29.918								
4	32.146	38.673	26.972	24.640	2'01.577	178,5	18:28'31.495								
5	32.668	39.214	26.782	24.252	2'02.394	180,3	18:30'33.889								
6	1'44.119	39.506	26.641	37.418	2'16.233P	179,4	18:32'50.122								
7	31.317	39.683	27.730	25.321	3'16.853P		18:36'06.975								
8	31.317	38.858	26.618	24.485	2'01.278	169,0	18:38'08.253								
9	31.249	38.405	26.604	24.298	2'00.556	170,3	18:40'08.809								
10	30.825	38.446	26.357	23.831	1'59.459	172,2	18:42'08.268								
11	30.636	38.049	26.361	23.814	1'58.860	174,4	18:44'07.128								
12	30.643	38.207	26.270	24.040	1'59.160	170,8	18:46'06.288								
13	30.632	38.390	26.520	33.936	2'09.478P	173,0	18:48'15.766								
14	1'18.888	39.895	26.487	24.002	2'49.272P		18:51'05.038								
23° 14 E. DE LA VEGA (1'59.217)															
1	32.914						18:22'19.033								
2	32.026	40.073					18:24'23.764								
3	32.239	39.194					18:26'26.640								
4	32.185	38.752					18:28'28.779								
5	31.281	38.451					18:30'30.078								
6	31.024	38.208					18:32'31.110								
7	33.112	38.208					18:34'31.101								
8	33.112	38.208					18:36'06.975								
9	31.564	43.829					18:38'08.253								
10	34.698	42.101					18:40'08.809								
11	30.930	38.286					18:42'08.268								
12	30.864	38.137					18:44'07.128								
13	30.892	37.850					18:46'06.288								
20° 28 P. GIACOMINI (1'58.940)															
1	33.632	42.498	29.325	25.901			18:22'22.193								
		40.048	27.785	24.635	2'06.100	175,6	18:24'28.293								
24° 12 A. RUSMIPUTRO (1'59.230)															
1	33.619	41.089	28.614	25.972			18:22'21.826								
		39.309	26.927	24.201	2'04.056	178,5	18:24'25.882								

18/08/2017 P = Pits In/Out - C = Lap-Time Cancelled

These data/results cannot be reproduced, stored and/or transmitted in whole or in part by any manner of electronic, mechanical, photocopying, recording, broadcasting or otherwise now known or herein after developed without the previous express consent by the copyright owner, except for reproduction in daily press and regular printed publications on sale to the public within 60 days of the event related to those data/results and always provided that copyright symbol appears together as follows below.

© DORNA WSBK ORGANIZATION Srl 2017



Lausitzring 4.265 m

German Round, 18-19-20 August 2017

World Supersport 300 - Chronological Analysis Free Practice 2nd Session

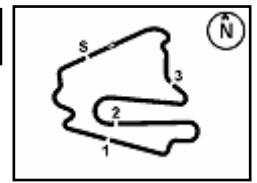
5 / 5

Lap	Seg.1	Seg.2	Seg.3	Seg.4	Lap Time	km/h	Local Time
14	31.342	38.766	27.006	24.325	2'01.439	173,0	18:50'42.806
32° 7 N. SETTIMO (2'01.218)							
1	33.742	39.747	27.155	24.386	2'05.030	179,7	18:24'27.621
2	31.716	38.424	26.753	24.325	2'01.218	176,5	18:26'28.839
3	31.852	38.771	27.240	24.768	2'02.631	176,7	18:28'31.470
4	32.621	38.903	27.043	24.177	2'02.744	175,9	18:30'34.214
5	32.280	38.690	26.721	24.356	2'02.047	179,1	18:32'36.261
6	31.985	39.050	27.094	24.441	2'02.570	179,7	18:34'38.831
7	31.839	39.101	27.015	24.648	2'02.603	177,6	18:36'41.434
8	31.866	39.469	27.207	34.721	2'13.263P	177,3	18:38'54.697
9	2'20.868	39.798	27.409	24.372	3'52.447P		18:42'47.144
10	36.230	39.444	27.082	24.518	2'07.274	171,9	18:44'54.418
11	31.888	39.400	27.306	24.584	2'03.178	170,8	18:46'57.596
12	31.821	39.464	27.106	24.518	2'02.909	170,0	18:49'00.505
13	31.800	39.684	27.094	24.392	2'02.970	169,8	18:51'03.475
33° 58 T. FINOCCHIARO (2'01.728)							
1	32.570	39.783	27.437	25.050	2'04.840	166,9	18:24'35.010
2	31.813	40.268	27.569	25.377	2'05.027	164,8	18:26'40.037
3	31.909	39.551	27.209	25.030	2'03.699	166,6	18:28'43.736
4	31.515	39.291	26.956	24.699	2'02.461	166,3	18:30'46.197
5	31.603	39.284	27.038	24.632	2'02.557	166,6	18:32'48.754
6	31.506	39.086	27.021	24.599	2'02.212	167,6	18:34'50.966
7	31.333	38.976	27.143	24.609	2'02.061	165,1	18:36'53.027
8	31.172	38.934	26.924	24.847	2'01.877	166,6	18:38'54.904
9	31.309	39.167	27.055	36.671	2'14.202P	166,3	18:41'09.106
10	1'43.782	39.457	27.228	25.462	3'15.929P		18:44'25.035
11	32.371	39.982	28.228	27.606	2'08.187	163,6	18:46'33.222
12	32.049	39.123	27.153	24.342	2'02.667	167,1	18:48'35.889
13	31.245	38.933	26.757	24.793	2'01.728	170,3	18:50'37.617
34° 130 R. FERREIRA (2'02.056)							
1	32.665	39.556	27.338	24.557	2'04.116	167,4	18:24'18.717
2	32.402	38.706	27.154	24.225	2'02.487	173,3	18:26'21.204
3	31.981	38.526	27.360	24.996	2'02.863	170,8	18:28'24.067
4	31.986	38.934	27.343	24.397	2'02.660	171,7	18:30'26.727
5	31.855	38.452	27.271	24.478	2'02.056	176,7	18:32'28.783
6	32.089	39.038	27.246	24.160	2'02.533	171,7	18:34'31.316
7	32.234	38.785	27.407	24.479	2'02.905	176,7	18:36'34.221
8	31.836	39.070	27.589	24.549	2'03.044	171,4	18:38'37.265
9	33.632	41.213	29.406	35.171	2'19.422P	170,0	18:40'56.687
10	58.196	39.199	27.068	24.264	2'28.727P		18:43'25.414
11	31.822	38.930	27.083	24.436	2'02.271	171,7	18:45'27.685
12	32.170	39.509	27.395	25.231	2'04.305	171,7	18:47'31.990
13	31.926	39.163	27.071	51.577	2'29.737	168,7	18:50'01.727
35° 21 A. BIDDLE (2'02.542)							
1	33.554	38.924	26.927	24.375	2'03.780	182,1	18:24'25.300
2	32.475	39.289	26.658	24.209	2'02.631	177,9	18:26'27.931
3	32.294	38.906	26.975	24.483	2'02.658	179,1	18:28'30.589
4	32.015	38.888	26.851	24.788	2'02.542	177,0	18:30'33.131
5	31.838	39.082	26.898	24.832	2'02.650	172,5	18:32'35.781
6	31.922	39.236	26.844	24.590	2'02.592	171,1	18:34'38.373
7	31.909	39.366	26.985	24.578	2'02.838	173,6	18:36'41.211
8	31.853	39.130	27.168	24.657	2'02.808	174,2	18:38'44.019
9	31.856	39.075	27.023	24.742	2'02.696	173,0	18:40'46.715
10	31.916	39.081	27.224	24.781	2'03.002	170,3	18:42'49.717

18/08/2017 P = Pits In/Out - C = Lap-Time Cancelled

These data/results cannot be reproduced, stored and/or transmitted in whole or in part by any manner of electronic, mechanical, photocopying, recording, broadcasting or otherwise now known or herein after developed without the previous express consent by the copyright owner, except for reproduction in daily press and regular printed publications on sale to the public within 60 days of the event related to those data/results and always provided that copyright symbol appears together as follows below.

© DORNA WSBK ORGANIZATION Srl 2017



Lausitzring 4.265 m

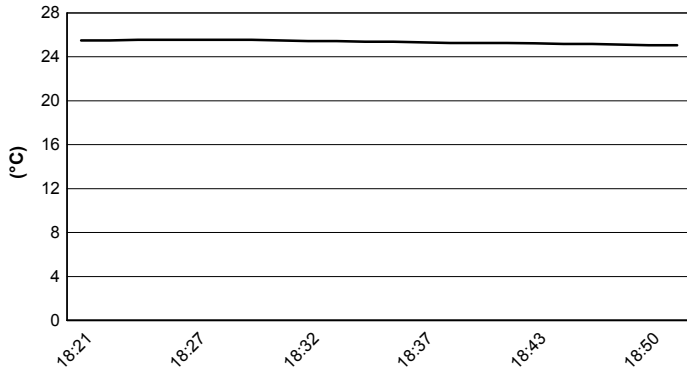
German Round, 18-19-20 August 2017

World Supersport 300 - Weather Report Free Practice 2nd Session

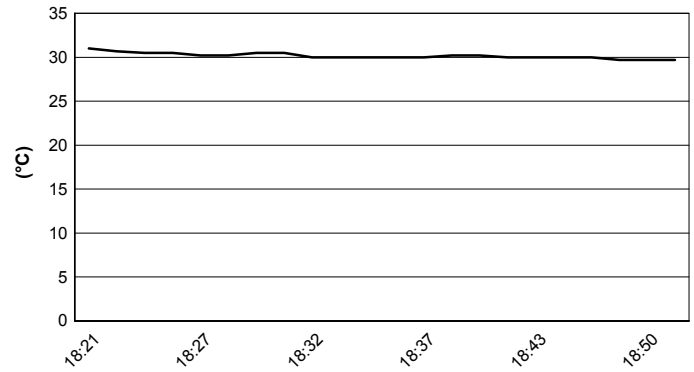
Session started 18:20

Session ended 18:52

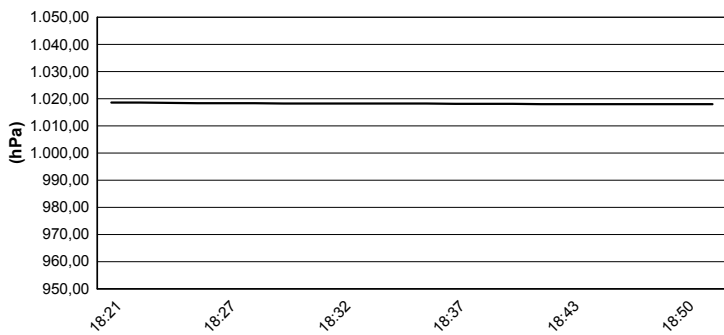
Air Temperature



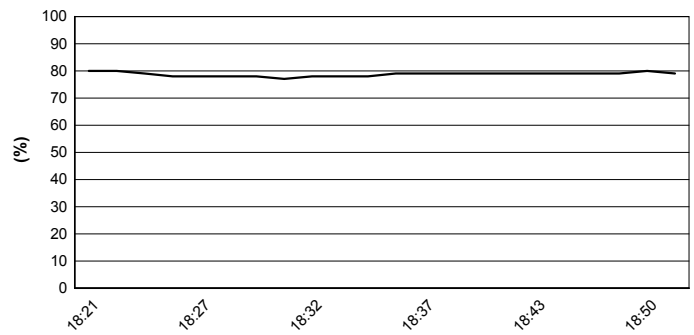
Track Temperature



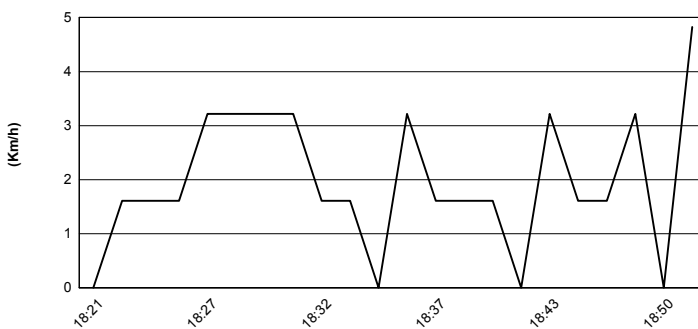
Air Pressure



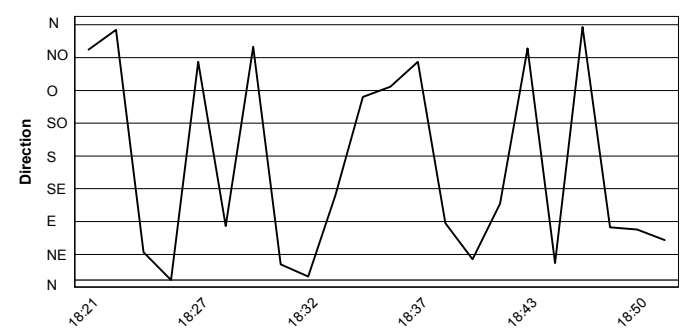
Humidity



Wind Speed



Wind Direction



18/08/2017

These data/results cannot be reproduced, stored and/or transmitted in whole or in part by any manner of electronic, mechanical, photocopying, recording, broadcasting or otherwise now known or herein after developed without the previous express consent by the copyright owner, except for reproduction in daily press and regular printed publications on sale to the public within 60 days of the event related to those data/results and always provided that copyright symbol appears together as follows below.

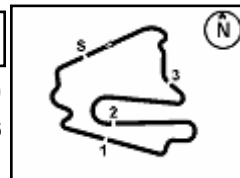
© DORNA WSBK ORGANIZATION Srl 2017



Official Tyre Supplier



Official Timekeeper



Lausitzring 4.265 m

German Round, 18-19-20 August 2017

World Supersport 300 - Superpoles Entry List

Superpole 1

FPs Pos	No. Rider	Nat	Team	Bike	Time
11	97 M. KAPPLER	GER	Freudenberg Racing-Team	Yamaha YZF-R3	1'58.297
12	25 B. SÁNCHEZ	ESP	Halcourier Racing	Yamaha YZF-R3	1'58.363
13	80 A. PONTONE	ITA	IODARacing	Yamaha YZF-R3	1'58.366
14	33 D. VALLE	ESP	Halcourier Racing	Yamaha YZF-R3	1'58.380
15	79 C. TAYLOR	GBR	MTM HS Kawasaki	Kawasaki Ninja 300	1'58.408
16	27 F. ROVELLI	ITA	ParkinGO DS Junior Team	Yamaha YZF-R3	1'58.479
17	22 M. KALININ	UKR	Team MOTOXRACING	Yamaha YZF-R3	1'58.516
18	20 D. LOUREIRO	RSA	DS Junior Team	Yamaha YZF-R3	1'58.578
19	84 M. CARBONERA	ITA	SK Racing	Yamaha YZF-R3	1'58.858
20	54 H. CABUK	TUR	Kawasaki Puccetti Racing	Kawasaki Ninja 300	1'58.860
21	28 P. GIACOMINI	ITA	Terra e Moto	Yamaha YZF-R3	1'58.940
22	12 A. RUSMIPUTRO	INA	Pertamina Almeria Racing Team	Yamaha YZF-R3	1'58.952
23	23 M. BASTIANELLI	ITA	3570 Made in CIV	Kawasaki Ninja 300	1'59.126
24	87 A. LICCIARDI	BEL	Team Trasimeno	Yamaha YZF-R3	1'59.186
25	14 E. DE LA VEGA	FRA	GRT Yamaha WorldSSP300 Team	Yamaha YZF-R3	1'59.217
26	49 M. CARUSI	ITA	3570 Made in CIV	Kawasaki Ninja 300	1'59.555
27	18 A. MURLEY	GBR	Team Toth	Yamaha YZF-R3	1'59.980
28	9 R. DOORAKKERS	NED	MVR Racing	Yamaha YZF-R3	1'59.993
29	19 E. ROVELLI	ITA	ParkinGO DS Junior Team	Yamaha YZF-R3	2'00.339
30	121 K. PATOVA	FIN	Kallio Racing	Yamaha YZF-R3	2'00.880
31	62 J. SCHULTZ	RSA	DDM by BWG_Bike & Motor RT_Grimaldi	Kawasaki Ninja 300	2'01.054
32	53 V. GRIMOUX	FRA	Team Toth	Yamaha YZF-R3	2'01.094
33	7 N. SETTIMO	ITA	Bierreti By 2R	Yamaha YZF-R3	2'01.218
34	58 T. FINOCCHIARO	GBR	Bierreti By 2R	Yamaha YZF-R3	2'01.728
35	130 R. FERREIRA	BRA	Kallio Racing	Yamaha YZF-R3	2'02.056
36	21 A. BIDDLE	NZL	Sourz Foods - Benjan Racing	Kawasaki Ninja 300	2'02.542

Superpole 2

FPs Pos	No. Rider	Nat	Team	Bike	Time
1	88 M. PEREZ	ESP	WILSport Racedays	Honda CBR500R	1'56.159
2	15 A. COPPOLA	ITA	SK Racing	Yamaha YZF-R3	1'57.230
3	2 A. CARRASCO	ESP	ETG Racing	Kawasaki Ninja 300	1'57.277
4	41 M. GARCIA	ESP	Halcourier Racing	Yamaha YZF-R3	1'57.621
5	6 R. SCHOTMAN	NED	GRT Yamaha WorldSSP300 Team	Yamaha YZF-R3	1'57.628
6	35 A. TRIGLIA	ITA	Scuderia Maranga Racing	Honda CBR500R	1'57.685
7	95 G. DE GRUTTOLA	ITA	SK Racing	Yamaha YZF-R3	1'57.771
8	17 G. NODERER	GER	Scuderia Maranga Racing	Honda CBR500R	1'57.951
9	75 S. DEROUÉ	NED	MTM HS Kawasaki	Kawasaki Ninja 300	1'57.985
10	16 T. GEORGI	GER	Team Freudenberg	Yamaha YZF-R3	1'58.032

*
*

* These positions are assigned to the 1st and 2nd rider classified in Superpole 1

18/08/2017 1:

These data/results cannot be reproduced, stored and/or transmitted in whole or in part by any manner of electronic, mechanical, photocopying, recording, broadcasting or otherwise now known or herein after developed without the previous express consent by the copyright owner, except for reproduction in daily press and regular printed publications on sale to the public within 60 days of the event related to those data/results and always provided that copyright symbol appears together as follows below.

© DORNA WSBK ORGANIZATION Srl 2017

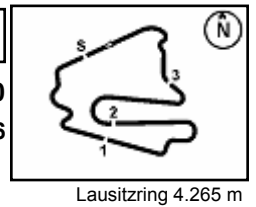
FICR PERUGIA TIMING



Official Tyre Supplier



Official Timekeeper



German Round, 18-19-20 August 2017

World Supersport 300 - Best Laps & Speeds

1 / 2

No.	Rider		Best Lap	FP1		FP2	
	Nat	Bike		laps	speed	laps	speed
1	88	M. PEREZ	1'56.159	1'57.498	1'56.159		
	ESP	Honda CBR500R	22 180,3	11 178,8	11 180,3		
2	15	A. COPPOLA	1'57.230	1'58.061	1'57.230		
	ITA	Yamaha YZF-R3	27 181,2	14 178,8	13 181,2		
3	2	A. CARRASCO	1'57.277	1'57.835	1'57.277		
	ESP	Kawasaki Ninja 300	29 182,4	15 182,4	14 182,1		
4	41	M. GARCIA	1'57.621	1'58.486	1'57.621		
	ESP	Yamaha YZF-R3	29 183,0	15 177,3	14 183,0		
5	6	R. SCHOTMAN	1'57.628	1'58.343	1'57.628		
	NED	Yamaha YZF-R3	28 179,7	15 177,6	13 179,7		
6	35	A. TRIGLIA	1'57.685	1'57.981	1'57.685		
	ITA	Honda CBR500R	26 179,4	13 175,5	13 179,4		
7	95	G. DE GRUTTOLA	1'57.771	1'58.861	1'57.771		
	ITA	Yamaha YZF-R3	26 181,5	14 180,3	12 181,5		
8	17	G. NODERER	1'57.951	1'58.582	1'57.951		
	GER	Honda CBR500R	28 178,2	14 178,2	14 175,8		
9	75	S. DEROUE	1'57.985	1'58.865	1'57.985		
	NED	Kawasaki Ninja 300	28 180,3	15 180,3	13 179,7		
10	16	T. GEORGI	1'58.032	1'58.032	1'58.066		
	GER	Yamaha YZF-R3	27 180,3	14 171,3	13 180,3		
11	97	M. KAPPLER	1'58.297	1'59.494	1'58.297		
	GER	Yamaha YZF-R3	22 178,8	8 168,1	14 178,8		
12	25	B. SÁNCHEZ	1'58.363	1'59.368	1'58.363		
	ESP	Yamaha YZF-R3	27 179,4	14 176,1	13 179,4		
13	80	A. PONTONE	1'58.366	1'59.547	1'58.366		
	ITA	Yamaha YZF-R3	28 180,0	14 177,0	14 180,0		
14	33	D. VALLE	1'58.380	1'59.266	1'58.380		
	ESP	Yamaha YZF-R3	28 179,7	15 177,9	13 179,7		
15	79	C. TAYLOR	1'58.408	1'59.520	1'58.408		
	GBR	Kawasaki Ninja 300	25 180,3	12 172,4	13 180,3		
16	27	F. ROVELLI	1'58.479	2'03.389	1'58.479		
	ITA	Yamaha YZF-R3	25 185,2	12 169,7	13 185,2		
17	22	M. KALININ	1'58.516	1'58.516	1'59.174		
	UKR	Yamaha YZF-R3	26 180,0	15 177,0	11 180,0		
18	20	D. LOUREIRO	1'58.578	2'00.129	1'58.578		
	RSA	Yamaha YZF-R3	23 180,0	10 170,8	13 180,0		
19	84	M. CARBONERA	1'58.858	2'00.263	1'58.858		
	ITA	Yamaha YZF-R3	25 180,9	12 175,3	13 180,9		
20	54	H. CABUK	1'58.860	2'01.583	1'58.860		
	TUR	Kawasaki Ninja 300	24 180,3	11 175,3	13 180,3		

18/08/2017

These data/results cannot be reproduced, stored and/or transmitted in whole or in part by any manner of electronic, mechanical, photocopying, recording, broadcasting or otherwise now known or herein after developed without the previous express consent by the copyright owner, except for reproduction in daily press and regular printed publications on sale to the public within 60 days of the event related to those data/results and always provided that copyright symbol appears together as follows below.

© DORNA WSBK ORGANIZATION Srl 2017

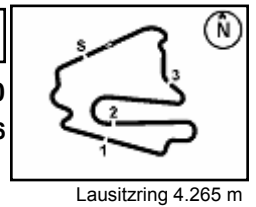
FICR PERUGIA TIMING



Official Tyre Supplier



Official Timekeeper



German Round, 18-19-20 August 2017

World Supersport 300 - Best Laps & Speeds

2 / 2

No.	Rider		Best Lap	FP1		FP2	
	Nat	Bike		laps	speed	laps	speed
21	28	P. GIACOMINI	1'58.940	2'00.733	1'58.940		
	ITA	Yamaha YZF-R3	25 179,1	12 177,6	13 179,1		
22	12	A. RUSMIPUTRO	1'58.952	1'58.952	1'59.230		
	INA	Yamaha YZF-R3	28 183,6	15 181,8	13 183,6		
23	23	M. BASTIANELLI	1'59.126	1'59.126	1'59.353		
	ITA	Kawasaki Ninja 300	26 179,1	14 178,2	12 179,1		
24	87	A. LICCIARDI	1'59.186	2'00.611	1'59.186		
	BEL	Yamaha YZF-R3	27 183,0	14 180,6	13 183,0		
25	14	E. DE LA VEGA	1'59.217	2'01.307	1'59.217		
	FRA	Yamaha YZF-R3	19 180,6	6 174,1	13 180,6		
26	49	M. CARUSI	1'59.555	2'01.506	1'59.555		
	ITA	Kawasaki Ninja 300	21 176,7	9 172,7	12 176,7		
27	18	A. MURLEY	1'59.980	1'59.980			
	GBR	Yamaha YZF-R3	8 175,3	8 175,3			
28	9	R. DOORAKKERS	1'59.993	2'02.232	1'59.993		
	NED	Yamaha YZF-R3	26 179,1	12 167,9	14 179,1		
29	19	E. ROVELLI	2'00.339	2'01.590	2'00.339		
	ITA	Yamaha YZF-R3	29 179,1	15 178,8	14 179,1		
30	121	K. PATOVA	2'00.880	2'04.618	2'00.880		
	FIN	Yamaha YZF-R3	27 179,4	13 170,8	14 179,4		
31	62	J. SCHULTZ	2'01.054	2'01.634	2'01.054		
	RSA	Kawasaki Ninja 300	25 173,8	12 171,3	13 173,8		
32	53	V. GRIMOUX	2'01.094	2'04.268	2'01.094		
	FRA	Yamaha YZF-R3	20 179,7	6 167,6	14 179,7		
33	7	N. SETTIMO	2'01.218	2'01.830	2'01.218		
	ITA	Yamaha YZF-R3	26 179,7	13 175,8	13 179,7		
34	58	T. FINOCCHIARO	2'01.728	2'02.610	2'01.728		
	GBR	Yamaha YZF-R3	27 170,8	14 170,8	13 170,3		
35	130	R. FERREIRA	2'02.056	2'03.853	2'02.056		
	BRA	Yamaha YZF-R3	24 176,7	11 168,1	13 176,7		
36	21	A. BIDDLE	2'02.542	2'02.932	2'02.542		
	NZL	Kawasaki Ninja 300	26 182,1	12 176,4	14 182,1		
37	26	L. HOPKINS	2'05.467	2'06.544	2'05.467		
	GBR	Kawasaki Ninja 300	26 178,5	13 175,5	13 178,5		

18/08/2017

These data/results cannot be reproduced, stored and/or transmitted in whole or in part by any manner of electronic, mechanical, photocopying, recording, broadcasting or otherwise now known or herein after developed without the previous express consent by the copyright owner, except for reproduction in daily press and regular printed publications on sale to the public within 60 days of the event related to those data/results and always provided that copyright symbol appears together as follows below.

© DORNA WSBK ORGANIZATION Srl 2017

FICR PERUGIA TIMING



Official Tyre Supplier



Official Timekeeper