

Lausitzring 4.265 m

German Round, 18-19-20 August 2017

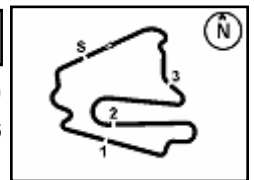
World Supersport 300 - Biographical Entry List

No.	Rider (Abbreviation)	Age	Date of Birth	Place of Birth	Nat	Bike Team	Wins	Podiums	Pole	Races	Tyres
							2017	2017	2017	2017	
1	2 CARRASCO Ana (Car)	20	10/03/1997	Murcia	ESP	Kawasaki Ninja 300 ETG Racing				5	Pirelli
2	6 SCHOTMAN Robert (Sch)	18	03/12/1998	Dordrecht	NED	Yamaha YZF-R3 GRT Yamaha WorldSSP300 Team				5	Pirelli
3	7 SETTIMO Nicola (Set)	16	01/11/2000	Camposampietro	ITA	Yamaha YZF-R3 Bierreti By 2R				4	Pirelli
4	9 DOORAKKERS Ruben (Doo)	16	04/08/2001	Breda	NED	Yamaha YZF-R3 MVR Racing				5	Pirelli
5	12 RUSMIPUTRO Ali Adriansyah (Rus)	23	29/09/1993	Jakarta	INA	Yamaha YZF-R3 Pertamina Almeria Racing Team				5	Pirelli
6	14 DE LA VEGA Enzo (DeL)	17	27/08/1999	Cagnes Sur-Mer	FRA	Yamaha YZF-R3 GRT Yamaha WorldSSP300 Team				5	Pirelli
7	15 COPPOLA Alfonso (Cop)	19	15/09/1997	Scafati (SA)	ITA	Yamaha YZF-R3 SK Racing		3	1	5	Pirelli
8*	16 GEORGI Tim (Geo)	17	16/05/2000	Berlin	GER	Yamaha YZF-R3 Team Freudenberg		3	1	5	Pirelli
9	17 NODERER Gabriel (Nod)	20	31/12/1996	Roth	GER	Honda CBR500R Scuderia Maranga Racing				5	Pirelli
10	18 MURLEY Alex (Mur)	18	20/06/1999	Solihull	GBR	Yamaha YZF-R3 Team Toth				5	Pirelli
11	19 ROVELLI Edoardo (RoE)	21	26/01/1996	Gallarate (VA)	ITA	Yamaha YZF-R3 ParkinGO DS Junior Team				5	Pirelli
12	20 LOUREIRO Dorren (Lou)	18	21/06/1999	Johannesburg	RSA	Yamaha YZF-R3 DS Junior Team				5	Pirelli
13	21 BIDDLE Avalon (Bid)	24	21/09/1992	Auckland	NZL	Kawasaki Ninja 300 Sourz Foods - Benjan Racing				5	Pirelli
14	22 KALININ Mykyta (KaM)	18	22/02/1999	Odessa	UKR	Yamaha YZF-R3 Team MOTOXRACING		1		5	Pirelli
15	23 BASTIANELLI Manuel (Bas)	17	15/05/2000	Rome	ITA	Kawasaki Ninja 300 3570 Made in CIV		1		5	Pirelli
16	25 SÁNCHEZ Borja (Sán)	17	21/01/2000	La Coruña	ESP	Yamaha YZF-R3 Halcourier Racing			1	5	Pirelli
17	26 HOPKINS Luke (Hop)	15	26/10/2001	Teynham	GBR	Kawasaki Ninja 300 Hopkins Racing				3	Pirelli
18	27 ROVELLI Filippo (RoF)	16	02/02/2001	Gallarate (VA)	ITA	Yamaha YZF-R3 ParkinGO DS Junior Team				5	Pirelli
19	28 GIACOMINI Paolo (Gia)	24	10/02/1993	Macerata	ITA	Yamaha YZF-R3 Terra e Moto				5	Pirelli
20	33 VALLE Daniel (Val)	17	29/09/1999	Madrid	ESP	Yamaha YZF-R3 Halcourier Racing		1		5	Pirelli
21	35 TRIGLIA Alex (Tri)	17	22/02/2000	Massa	ITA	Honda CBR500R Scuderia Maranga Racing				5	Pirelli
22*	41 GARCIA Marc (Gar)	17	01/11/1999	Barcelona	ESP	Yamaha YZF-R3 Halcourier Racing	1	2		5	Pirelli
23	49 CARUSI Marco (Cau)	16	07/01/2001	Imola	ITA	Kawasaki Ninja 300 3570 Made in CIV	1	2		1	
24	53 GRIMOUX Valentin (Gri)	21	09/08/1996	Laval	FRA	Yamaha YZF-R3 Team Toth				2	Pirelli
25	54 CABUK Harun (Cab)	20	01/01/1997	Sakarya	TUR	Kawasaki Ninja 300 Kawasaki Puccetti Racing				2	Pirelli
26	58 FINOCCHIARO Trystan (Fin)	18	27/10/1998	Leicester	GBR	Yamaha YZF-R3 Bierreti By 2R					Pirelli
27	62 SCHULTZ Jared (Scz)	17	28/03/2000	Western Cupe	RSA	Kawasaki Ninja 300 DDM by BWG_Bike & Motor RT_Grimaldi				4	Pirelli
28	75 DEROUE Scott (Der)	21	23/12/1995	Nijkerkerveen	NED	Kawasaki Ninja 300 MTM HS Kawasaki	2	3	1	5	Pirelli
29	79 TAYLOR Chris (Tay)	18	28/07/1999	Herley in Arden	GBR	Kawasaki Ninja 300 MTM HS Kawasaki	2	3	1	5	Pirelli
30	80 PONTONE Armando (Pon)	25	03/07/1992	Pontecorvo (FR)	ITA	Yamaha YZF-R3 IODARacing		1		5	Pirelli
31	84 CARBONERA Michael (Cao)	22	19/07/1995	Cento Di Ferrara	ITA	Yamaha YZF-R3 SK Racing		1		5	Pirelli
32	87 LICCIARDI Angelo (Lic)	20	06/10/1996	Genk	BEL	Yamaha YZF-R3 Team Trasimeno				5	Pirelli
33	88 PEREZ Mika (Per)	17	05/10/1999	Altea	ESP	Honda CBR500R WILSport Racedays	2	3	2	5	Pirelli
34	95 DE GRUTTOLA Giuseppe (DeG)	22	21/06/1995	Ariano Irpino (AV)	ITA	Yamaha YZF-R3 SK Racing	2	3	2	5	Pirelli
35*	97 KAPPLER Maximilian (Kap)	19	01/10/1997	Lichtenstein	GER	Yamaha YZF-R3 Freudenberg Racing-Team					Pirelli
36	121 PATOVA Kimi (Pat)	15	20/11/2001	Hyvinkää	FIN	Yamaha YZF-R3 Kallio Racing				5	Pirelli
37	130 FERREIRA Renzo (Fer)	16	30/07/2001	Campinas	BRA	Yamaha YZF-R3 Kallio Racing				5	Pirelli

18/08/2017 * = Wild Card

These data/results cannot be reproduced, stored and/or transmitted in whole or in part by any manner of electronic, mechanical, photocopying, recording, broadcasting or otherwise now known or herein after developed without the previous express consent by the copyright owner, except for reproduction in daily press and regular printed publications on sale to the public within 60 days of the event related to those data/results and always provided that copyright symbol appears together as follows below.

© DORNA WSBK ORGANIZATION Srl 2017



German Round, 18-19-20 August 2017

World Supersport 300 - Results Free Practice 1st Session

No.	Rider	Nat	Team	Bike	Time	Gap	Rel.	Laps	Speed	
									Avg	Max
1	88 M. PEREZ	ESP	WILSport Racedays	Honda CBR500R	1'57.498			11	130,675	178,8
2	2 A. CARRASCO	ESP	ETG Racing	Kawasaki Ninja 300	1'57.835	0.337	0.337	15	130,301	182,4
3	35 A. TRIGLIA	ITA	Scuderia Maranga Racing	Honda CBR500R	1'57.981	0.483	0.146	13	130,140	175,6
4	16 T. GEORGI	GER	Team Freudenberg	Yamaha YZF-R3	1'58.032	0.534	0.051	14	130,083	171,4
5	15 A. COPPOLA	ITA	SK Racing	Yamaha YZF-R3	1'58.061	0.563	0.029	14	130,051	178,8
6	6 R. SCHOTMAN	NED	GRT Yamaha WorldSSP300 Team	Yamaha YZF-R3	1'58.343	0.845	0.282	15	129,742	177,6
7	41 M. GARCIA	ESP	Halcourier Racing	Yamaha YZF-R3	1'58.486	0.988	0.143	15	129,585	177,3
8	22 M. KALININ	UKR	Team MOTOXRACING	Yamaha YZF-R3	1'58.516	1.018	0.030	15	129,552	177,0
9	17 G. NODERER	GER	Scuderia Maranga Racing	Honda CBR500R	1'58.582	1.084	0.066	14	129,480	178,2
10	95 G. DE GRUTTOLA	ITA	SK Racing	Yamaha YZF-R3	1'58.861	1.363	0.279	14	129,176	180,3
11	75 S. DEROUE	NED	MTM HS Kawasaki	Kawasaki Ninja 300	1'58.865	1.367	0.004	15	129,172	180,3
12	12 A. RUSMIPUTRO	INA	Pertamina Almeria Racing Team	Yamaha YZF-R3	1'58.952	1.454	0.087	15	129,077	181,8
13	23 M. BASTIANELLI	ITA	3570 Made in CIV	Kawasaki Ninja 300	1'59.126	1.628	0.174	14	128,889	178,2
14	33 D. VALLE	ESP	Halcourier Racing	Yamaha YZF-R3	1'59.266	1.768	0.140	15	128,737	177,9
15	25 B. SANCHEZ	ESP	Halcourier Racing	Yamaha YZF-R3	1'59.368	1.870	0.102	14	128,627	176,2
16	97 M. KAPPLER	GER	Freudenberg Racing-Team	Yamaha YZF-R3	1'59.494	1.996	0.126	8	128,492	168,2
17	79 C. TAYLOR	GBR	MTM HS Kawasaki	Kawasaki Ninja 300	1'59.520	2.022	0.026	12	128,464	172,5
18	80 A. PONTONE	ITA	IODARacing	Yamaha YZF-R3	1'59.547	2.049	0.027	14	128,435	177,0
19	18 A. MURLEY	GBR	Team Toth	Yamaha YZF-R3	1'59.980	2.482	0.433	8	127,971	175,3
20	20 D. LOUREIRO	RSA	DS Junior Team	Yamaha YZF-R3	2'00.129	2.631	0.149	10	127,813	170,8
21	84 M. CARBONERA	ITA	SK Racing	Yamaha YZF-R3	2'00.263	2.765	0.134	12	127,670	175,3
22	87 A. LICCIARDI	BEL	Team Trasimeno	Yamaha YZF-R3	2'00.611	3.113	0.348	14	127,302	180,6
23	28 P. GIACOMINI	ITA	Terra e Moto	Yamaha YZF-R3	2'00.733	3.235	0.122	12	127,173	177,6
24	14 E. DE LA VEGA	FRA	GRT Yamaha WorldSSP300 Team	Yamaha YZF-R3	2'01.307	3.809	0.574	6	126,571	174,2
25	49 M. CARUSI	ITA	3570 Made in CIV	Kawasaki Ninja 300	2'01.506	4.008	0.199	9	126,364	172,8
26	54 H. CABUK	TUR	Kawasaki Puccetti Racing	Kawasaki Ninja 300	2'01.583	4.085	0.077	11	126,284	175,3
27	19 E. ROVELLI	ITA	ParkinGO DS Junior Team	Yamaha YZF-R3	2'01.590	4.092	0.007	15	126,277	178,8
28	62 J. SCHULTZ	RSA	DDM by BWG_Bike & Motor RT_Grimaldi	Kawasaki Ninja 300	2'01.634	4.136	0.044	12	126,231	171,4
29	7 N. SETTIMO	ITA	Bierreti By 2R	Yamaha YZF-R3	2'01.830	4.332	0.196	13	126,028	175,9
30	9 R. DOORAKKERS	NED	MVR Racing	Yamaha YZF-R3	2'02.232	4.734	0.402	12	125,614	167,9
31	58 T. FINOCCHIARO	GBR	Bierreti By 2R	Yamaha YZF-R3	2'02.610	5.112	0.378	14	125,226	170,8
32	21 A. BIDDLE	NZL	Sourz Foods - Benjan Racing	Kawasaki Ninja 300	2'02.932	5.434	0.322	12	124,898	176,5
33	27 F. ROVELLI	ITA	ParkinGO DS Junior Team	Yamaha YZF-R3	2'03.389	5.891	0.457	12	124,436	169,8
34	130 R. FERREIRA	BRA	Kallio Racing	Yamaha YZF-R3	2'03.853	6.355	0.464	11	123,970	168,2
35	53 V. GRIMOUX	FRA	Team Toth	Yamaha YZF-R3	2'04.268	6.770	0.415	6	123,556	167,6
36	121 K. PATOVA	FIN	Kallio Racing	Yamaha YZF-R3	2'04.618	7.120	0.350	13	123,209	170,8
----- Out 107% in this Session -----										
37	26 L. HOPKINS	GBR	Hopkins Racing	Kawasaki Ninja 300	2'06.544	9.046	1.926	13	121,333	175,6

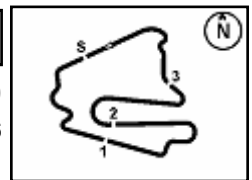
Qualifying Lap Time (107% of 1'57.498): 2'05.724

AIR	Humidity:	53%	Temp:	29°C
TRACK	Condition:	Dry	Temp:	43°C

18/08/2017 Start 12:30 End 13:06 The results are provisional until the end of the time limit for protests and appeals and the completion of the technical checks.

These data/results cannot be reproduced, stored and/or transmitted in whole or in part by any manner of electronic, mechanical, photocopying, recording, broadcasting or otherwise now known or herein after developed without the previous express consent by the copyright owner, except for reproduction in daily press and regular printed publications on sale to the public within 60 days of the event related to those data/results and always provided that copyright symbol appears together as follows below.

© DORNA WSBK ORGANIZATION Srl 2017



German Round, 18-19-20 August 2017

World Supersport 300 - Results Free Practice 1st Session

Session Highlights

Local Time	No. Rider	Description
12.30.00		Start
12.33.14	79 C. TAYLOR	Lap Cancelled - Exceeded Track Limits - Turn 1
12.35.22	130 R. FERREIRA	Check Transponder
12.37.19	97 M. KAPPLER	Crashed - Turn 7
12.38.09	97 M. KAPPLER	Re-joined
12.39.18	62 J. SCHULTZ	Lap Cancelled - Exceeded Track Limits - Turn 1
12.39.44	79 C. TAYLOR	Lap Cancelled - Exceeded Track Limits - Turn 1
12.40.56	12 A. RUSMIPUTRO	Lap Cancelled - Exceeded Track Limits - Turn 1
12.40.59	12 A. RUSMIPUTRO	Lap Cancelled - Exceeded Track Limits - Turn 1
12.41.09	28 P. GIACOMINI	Lap Cancelled - Exceeded Track Limits - Turn 1
12.52.59		RED FLAG
12.53.17	18 A. MURLEY	Crashed - Turn 8
12.54.38	18 A. MURLEY	Medical Centre
13.00.27	58 T. FINOCCHIARO	Lap Cancelled - Exceeded Track Limits - Turn 1
13.04.19	20 D. LOUREIRO	Crashed - Turn 1
13.06.30		End Of Session

Fastest Laps Sequence

No.	Rider	Nat	Team	Bike	Local Time	Time	Gap	Avg
16	T. GEORGI	GER	Team Freudenberg	Yamaha YZF-R3	12:34'07.196	2'01.209		126,674
35	A. TRIGLIA	ITA	Scuderia Maranga Racing	Honda CBR500R	12:34'10.793	2'00.486	-0.723	127,434
16	T. GEORGI	GER	Team Freudenberg	Yamaha YZF-R3	12:36'07.262	2'00.066	-0.420	127,880
88	M. PEREZ	ESP	WILSport Racedays	Honda CBR500R	12:37'06.771	1'58.593	-1.473	129,468
88	M. PEREZ	ESP	WILSport Racedays	Honda CBR500R	12:39'04.593	1'57.822	-0.771	130,315
88	M. PEREZ	ESP	WILSport Racedays	Honda CBR500R	13:02'08.842	1'57.498	-0.324	130,675

Start 18/08/2017 12:30 End 13:06 The results are provisional until the end of the time limit for protests and appeals and the completion of the technical checks.

These data/results cannot be reproduced, stored and/or transmitted in whole or in part by any manner of electronic, mechanical, photocopying, recording, broadcasting or otherwise now known or herein after developed without the previous express consent by the copyright owner, except for reproduction in daily press and regular printed publications on sale to the public within 60 days of the event related to those data/results and always provided that copyright symbol appears together as follows below.

© DORNA WSBK ORGANIZATION Srl 2017

German Round, 18-19-20 August 2017

World Supersport 300 - Best Sector & Speed Free Practice 1st Session

Lausitzring 4.265 m

BEST LAP			
1	88 M. PEREZ	Honda CBR500R	1'57.498
2	2 A. CARRASCO	Kawasaki Ninja 300	1'57.835
3	35 A. TRIGLIA	Honda CBR500R	1'57.981
4	16 T. GEORGI	Yamaha YZF-R3	1'58.032
5	15 A. COPPOLA	Yamaha YZF-R3	1'58.061
6	6 R. SCHOTMAN	Yamaha YZF-R3	1'58.343
7	41 M. GARCIA	Yamaha YZF-R3	1'58.486
8	22 M. KALININ	Yamaha YZF-R3	1'58.516
9	17 G. NODERER	Honda CBR500R	1'58.582
10	95 G. DE GRUTTOLA	Yamaha YZF-R3	1'58.861
11	75 S. DEROUE	Kawasaki Ninja 300	1'58.865
12	12 A. RUSMIPUTRO	Yamaha YZF-R3	1'58.952
13	23 M. BASTIANELLI	Kawasaki Ninja 300	1'59.126
14	33 D. VALLE	Yamaha YZF-R3	1'59.266
15	25 B. SANCHEZ	Yamaha YZF-R3	1'59.368
16	97 M. KAPPLER	Yamaha YZF-R3	1'59.494
17	79 C. TAYLOR	Kawasaki Ninja 300	1'59.520
18	80 A. PONTONE	Yamaha YZF-R3	1'59.547
19	18 A. MURLEY	Yamaha YZF-R3	1'59.980
20	20 D. LOUREIRO	Yamaha YZF-R3	2'00.129
21	84 M. CARBONERA	Yamaha YZF-R3	2'00.263
22	87 A. LICCIARDI	Yamaha YZF-R3	2'00.611
23	28 P. GIACOMINI	Yamaha YZF-R3	2'00.733
24	14 E. DE LA VEGA	Yamaha YZF-R3	2'01.307
25	49 M. CARUSI	Kawasaki Ninja 300	2'01.506
26	54 H. CABUK	Kawasaki Ninja 300	2'01.583
27	19 E. ROVELLI	Yamaha YZF-R3	2'01.590
28	62 J. SCHULTZ	Kawasaki Ninja 300	2'01.634
29	7 N. SETTIMO	Yamaha YZF-R3	2'01.830
30	9 R. DOORAKKERS	Yamaha YZF-R3	2'02.232
31	58 T. FINOCCHIARO	Yamaha YZF-R3	2'02.610
32	21 A. BIDDLE	Kawasaki Ninja 300	2'02.932
33	27 F. ROVELLI	Yamaha YZF-R3	2'03.389
34	130 R. FERREIRA	Yamaha YZF-R3	2'03.853
35	53 V. GRIMOUX	Yamaha YZF-R3	2'04.268
36	121 K. PATOVA	Yamaha YZF-R3	2'04.618
37	26 L. HOPKINS	Kawasaki Ninja 300	2'06.544

SPEED			
1	2 A. CARRASCO	Kawasaki Ninja 300	182.4
2	12 A. RUSMIPUTRO	Yamaha YZF-R3	181.8
3	87 A. LICCIARDI	Yamaha YZF-R3	180.6
4	75 S. DEROUE	Kawasaki Ninja 300	180.3
5	95 G. DE GRUTTOLA	Yamaha YZF-R3	180.3
6	15 A. COPPOLA	Yamaha YZF-R3	178.8
7	19 E. ROVELLI	Yamaha YZF-R3	178.8
8	88 M. PEREZ	Honda CBR500R	178.8
9	23 M. BASTIANELLI	Kawasaki Ninja 300	178.2
10	17 G. NODERER	Honda CBR500R	178.2
11	33 D. VALLE	Yamaha YZF-R3	177.9
12	6 R. SCHOTMAN	Yamaha YZF-R3	177.6
13	28 P. GIACOMINI	Yamaha YZF-R3	177.6
14	41 M. GARCIA	Yamaha YZF-R3	177.3
15	80 A. PONTONE	Yamaha YZF-R3	177.0
16	22 M. KALININ	Yamaha YZF-R3	177.0
17	21 A. BIDDLE	Kawasaki Ninja 300	176.5
18	25 B. SANCHEZ	Yamaha YZF-R3	176.2
19	7 N. SETTIMO	Yamaha YZF-R3	175.9
20	26 L. HOPKINS	Kawasaki Ninja 300	175.6
21	35 A. TRIGLIA	Honda CBR500R	175.6
22	54 H. CABUK	Kawasaki Ninja 300	175.3
23	18 A. MURLEY	Yamaha YZF-R3	175.3
24	84 M. CARBONERA	Yamaha YZF-R3	175.3
25	14 E. DE LA VEGA	Yamaha YZF-R3	174.2
26	49 M. CARUSI	Kawasaki Ninja 300	172.8
27	79 C. TAYLOR	Kawasaki Ninja 300	172.5
28	16 T. GEORGI	Yamaha YZF-R3	171.4
29	62 J. SCHULTZ	Kawasaki Ninja 300	171.4
30	58 T. FINOCCHIARO	Yamaha YZF-R3	170.8
31	121 K. PATOVA	Yamaha YZF-R3	170.8
32	20 D. LOUREIRO	Yamaha YZF-R3	170.8
33	27 F. ROVELLI	Yamaha YZF-R3	169.8
34	97 M. KAPPLER	Yamaha YZF-R3	168.2
35	130 R. FERREIRA	Yamaha YZF-R3	168.2
36	9 R. DOORAKKERS	Yamaha YZF-R3	167.9
37	53 V. GRIMOUX	Yamaha YZF-R3	167.6

SEG. 1			SEG. 2			SEG. 3			SEG. 4		
1	88 M. PEREZ	30.137	1	2 A. CARRASCO	37.562	1	35 A. TRIGLIA	25.754	1	2 A. CARRASCO	23.538
2	75 S. DEROUE	30.334	2	88 M. PEREZ	37.569	2	6 R. SCHOTMAN	25.833	2	88 M. PEREZ	23.579
3	16 T. GEORGI	30.416	3	17 G. NODERER	37.700	3	88 M. PEREZ	25.834	3	6 R. SCHOTMAN	23.637
4	79 C. TAYLOR	30.505	4	16 T. GEORGI	37.746	4	41 M. GARCIA	25.858	4	35 A. TRIGLIA	23.646
5	15 A. COPPOLA	30.514	5	15 A. COPPOLA	37.748	5	16 T. GEORGI	25.879	5	15 A. COPPOLA	23.733
6	2 A. CARRASCO	30.525	6	6 R. SCHOTMAN	37.779	6	17 G. NODERER	25.886	6	16 T. GEORGI	23.753
7	35 A. TRIGLIA	30.526	7	95 G. DE GRUTTOLA	37.786	7	75 S. DEROUE	25.893	7	22 M. KALININ	23.753
8	20 D. LOUREIRO	30.539	8	12 A. RUSMIPUTRO	37.825	8	15 A. COPPOLA	25.933	8	80 A. PONTONE	23.778
9	25 B. SANCHEZ	30.599	9	22 M. KALININ	37.829	9	23 M. BASTIANELLI	25.962	9	12 A. RUSMIPUTRO	23.784
10	80 A. PONTONE	30.657	10	41 M. GARCIA	37.841	10	2 A. CARRASCO	26.081	10	33 D. VALLE	23.824
11	22 M. KALININ	30.661	11	35 A. TRIGLIA	37.907	11	95 G. DE GRUTTOLA	26.143	11	41 M. GARCIA	23.850
12	23 M. BASTIANELLI	30.701	12	33 D. VALLE	37.982	12	12 A. RUSMIPUTRO	26.164	12	95 G. DE GRUTTOLA	23.888
13	17 G. NODERER	30.709	13	75 S. DEROUE	37.991	13	25 B. SANCHEZ	26.195	13	75 S. DEROUE	23.919
14	41 M. GARCIA	30.719	14	80 A. PONTONE	38.022	14	22 M. KALININ	26.234	14	18 A. MURLEY	23.932
15	6 R. SCHOTMAN	30.721	15	25 B. SANCHEZ	38.029	15	33 D. VALLE	26.320	15	25 B. SANCHEZ	23.964
16	33 D. VALLE	30.722	16	97 M. KAPPLER	38.215	16	79 C. TAYLOR	26.329	16	97 M. KAPPLER	23.992
17	12 A. RUSMIPUTRO	30.771	17	79 C. TAYLOR	38.267	17	80 A. PONTONE	26.339	17	17 G. NODERER	24.005
18	18 A. MURLEY	30.785	18	23 M. BASTIANELLI	38.285	18	97 M. KAPPLER	26.386	18	20 D. LOUREIRO	24.018
19	97 M. KAPPLER	30.901	19	54 H. CABUK	38.426	19	18 A. MURLEY	26.387	19	28 P. GIACOMINI	24.026
20	95 G. DE GRUTTOLA	30.936	20	87 A. LICCIARDI	38.442	20	54 H. CABUK	26.464	20	84 M. CARBONERA	24.053
21	28 P. GIACOMINI	31.003	21	84 M. CARBONERA	38.483	21	9 R. DOORAKKERS	26.567	21	87 A. LICCIARDI	24.062
22	87 A. LICCIARDI	31.032	22	20 D. LOUREIRO	38.553	22	84 M. CARBONERA	26.571	22	7 N. SETTIMO	24.120
23	49 M. CARUSI	31.107	23	18 A. MURLEY	38.588	23	87 A. LICCIARDI	26.683	23	79 C. TAYLOR	24.134
24	84 M. CARBONERA	31.156	24	62 J. SCHULTZ	38.601	24	49 M. CARUSI	26.686	24	23 M. BASTIANELLI	24.135
25	62 J. SCHULTZ	31.239	25	7 N. SETTIMO	38.629	25	7 N. SETTIMO	26.748	25	19 E. ROVELLI	24.216
26	19 E. ROVELLI	31.340	26	14 E. DE LA VEGA	38.697	26	28 P. GIACOMINI	26.793	26	14 E. DE LA VEGA	24.231
27	14 E. DE LA VEGA	31.370	27	19 E. ROVELLI	38.735	27	20 D. LOUREIRO	26.805	27	9 R. DOORAKKERS	24.324
28	54 H. CABUK	31.406	28	49 M. CARUSI	38.822	28	14 E. DE LA VEGA	26.807	28	49 M. CARUSI	24.371
29	7 N. SETTIMO	31.593	29	28 P. GIACOMINI	38.858	29	19 E. ROVELLI	26.905	29	53 V. GRIMOUX	24.433
30	58 T. FINOCCHIARO	31.612	30	27 F. ROVELLI	38.938	30	58 T. FINOCCHIARO	26.910	30	27 F. ROVELLI	24.456
31	21 A. BIDDLE	31.683	31	21 A. BIDDLE	38.940	31	62 J. SCHULTZ	26.948	31	62 J. SCHULTZ	24.495
32	9 R. DOORAKKERS	31.692	32	58 T. FINOCCHIARO	39.005	32	21 A. BIDDLE	26.995	32	54 H. CABUK	24.502
33	130 R. FERREIRA	32.092	33	9 R. DOORAKKERS	39.016	33	130 R. FERREIRA	27.265	33	130 R. FERREIRA	24.520
34	27 F. ROVELLI	32.142	34	130 R. FERREIRA	39.374	34	27 F. ROVELLI	27.320	34	58 T. FINOCCHIARO	24.555
35	121 K. PATOVA	32.170	35	121 K. PATOVA	39.656	35	53 V. GRIMOUX	27.431	35	21 A. BIDDLE	24.597
36	53 V. GRIMOUX	32.477	36	53 V. GRIMOUX	39.927	36	121 K. PATOVA	27.584	36	121 K. PATOVA	24.616
37	26 L. HOPKINS	32.793	37	26 L. HOPKINS	39.990	37	26 L. HOPKINS	28.047	37	26 L. HOPKINS	25.136

18/08/2017

These data/results cannot be reproduced, stored and/or transmitted in whole or in part by any manner of electronic, mechanical, photocopying, recording, broadcasting or otherwise now known or herein after developed without the previous express consent by the copyright owner, except for reproduction in daily press and regular printed publications on sale to the public within 60 days of the event related to those data/results and always provided that copyright symbol appears together as follows below.

© DORNA WSBK ORGANIZATION Srl 2017

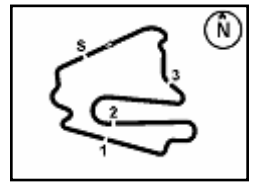
FICR PERUGIA TIMING



Official Tyre Supplier



Official Timekeeper



German Round, 18-19-20 August 2017

World Supersport 300 - Ideal Times Free Practice 1st Session

Lausitzring 4.265 m
1 / 2

Rider No.	Nat	Bike	Seg. 1 Diff. 1	Seg. 2 Diff. 2	Seg. 3 Diff. 3	Seg. 4 Diff. 4	Ideal Time			
							Best Lap	Pos.	Diff.	
1	88 M. PEREZ	ESP	Honda CBR500R	30.137	37.569 0.379	25.834	23.579	1'57.119 1'57.498	1	0.379
2	2 A. CARRASCO	ESP	Kawasaki Ninja 300	30.525 0.129	37.562	26.081	23.538	1'57.706 1'57.835	2	0.129
3	16 T. GEORGI	GER	Yamaha YZF-R3	30.416 0.093	37.746 0.039	25.879	23.753 0.106	1'57.794 1'58.032	4	0.238
4	35 A. TRIGLIA	ITA	Honda CBR500R	30.526	37.907	25.754 0.148	23.646	1'57.833 1'57.981	3	0.148
5	15 A. COPPOLA	ITA	Yamaha YZF-R3	30.514	37.748	25.933	23.733 0.133	1'57.928 1'58.061	5	0.133
6	6 R. SCHOTMAN	NED	Yamaha YZF-R3	30.721	37.779 0.081	25.833 0.292	23.637	1'57.970 1'58.343	6	0.373
7	75 S. DEROUÉ	NED	Kawasaki Ninja 300	30.334	37.991	25.893 0.214	23.919 0.514	1'58.137 1'58.865	11	0.728
8	41 M. GARCIA	ESP	Yamaha YZF-R3	30.719 0.218	37.841	25.858	23.850	1'58.268 1'58.486	7	0.218
9	17 G. NODERER	GER	Honda CBR500R	30.709	37.700 0.282	25.886	24.005	1'58.300 1'58.582	9	0.282
10	22 M. KALININ	UKR	Yamaha YZF-R3	30.661 0.039	37.829	26.234	23.753	1'58.477 1'58.516	8	0.039
11	12 A. RUSMIPUTRO	INA	Yamaha YZF-R3	30.771	37.825	26.164 0.200	23.784 0.208	1'58.544 1'58.952	12	0.408
12	95 G. DE GRUTTOLA	ITA	Yamaha YZF-R3	30.936	37.786 0.048	26.143	23.888 0.060	1'58.753 1'58.861	10	0.108
13	25 B. SÁNCHEZ	ESP	Yamaha YZF-R3	30.599 0.266	38.029 0.047	26.195	23.964 0.268	1'58.787 1'59.368	15	0.581
14	80 A. PONTONE	ITA	Yamaha YZF-R3	30.657	38.022 0.338	26.339 0.001	23.778 0.412	1'58.796 1'59.547	18	0.751
15	33 D. VALLE	ESP	Yamaha YZF-R3	30.722 0.126	37.982	26.320 0.130	23.824 0.162	1'58.848 1'59.266	14	0.418
16	23 M. BASTIANELLI	ITA	Kawasaki Ninja 300	30.701	38.285	25.962	24.135 0.043	1'59.083 1'59.126	13	0.043
17	79 C. TAYLOR	GBR	Kawasaki Ninja 300	30.505 0.235	38.267	26.329	24.134 0.050	1'59.235 1'59.520	17	0.285
18	97 M. KAPPLER	GER	Yamaha YZF-R3	30.901	38.215	26.386	23.992	1'59.494 1'59.494	16	
19	18 A. MURLEY	GBR	Yamaha YZF-R3	30.785 0.191	38.588 0.097	26.387	23.932	1'59.692 1'59.980	19	0.288
20	20 D. LOUREIRO	RSA	Yamaha YZF-R3	30.539	38.553 0.089	26.805 0.125	24.018	1'59.915 2'00.129	20	0.214
21	87 A. LICCIARDI	BEL	Yamaha YZF-R3	31.032	38.442	26.683 0.380	24.062 0.012	2'00.219 2'00.611	22	0.392
22	84 M. CARBONERA	ITA	Yamaha YZF-R3	31.156	38.483	26.571	24.053	2'00.263 2'00.263	21	
23	28 P. GIACOMINI	ITA	Yamaha YZF-R3	31.003	38.858 0.035	26.793 0.018	24.026	2'00.680 2'00.733	23	0.053
24	54 H. CABUK	TUR	Kawasaki Ninja 300	31.406 0.013	38.426 0.772	26.464	24.502	2'00.798 2'01.583	26	0.785
25	49 M. CARUSI	ITA	Kawasaki Ninja 300	31.107 0.114	38.822 0.056	26.686	24.371 0.350	2'00.986 2'01.506	25	0.520
26	7 N. SETTIMO	ITA	Yamaha YZF-R3	31.593 0.461	38.629	26.748	24.120 0.279	2'01.090 2'01.830	29	0.740
27	14 E. DE LA VEGA	FRA	Yamaha YZF-R3	31.370 0.005	38.697	26.807 0.105	24.231 0.092	2'01.105 2'01.307	24	0.202
28	19 E. ROVELLI	ITA	Yamaha YZF-R3	31.340 0.386	38.735 0.008	26.905	24.216	2'01.196 2'01.590	27	0.394
29	62 J. SCHULTZ	RSA	Kawasaki Ninja 300	31.239 0.232	38.601	26.948 0.119	24.495	2'01.283 2'01.634	28	0.351
30	9 R. DOORAKKERS	NED	Yamaha YZF-R3	31.692 0.005	39.016 0.489	26.567	24.324 0.139	2'01.599 2'02.232	30	0.633
31	58 T. FINOCCHIARO	GBR	Yamaha YZF-R3	31.612 0.086	39.005	26.910 0.355	24.555 0.087	2'02.082 2'02.610	31	0.528

18/08/2017

These data/results cannot be reproduced, stored and/or transmitted in whole or in part by any manner of electronic, mechanical, photocopying, recording, broadcasting or otherwise now known or herein after developed without the previous express consent by the copyright owner, except for reproduction in daily press and regular printed publications on sale to the public within 60 days of the event related to those data/results and always provided that copyright symbol appears together as follows below.

© DORNA WSBK ORGANIZATION Srl 2017

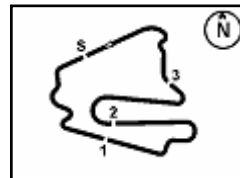
FICR PERUGIA TIMING



Official Tyre Supplier



Official Timekeeper



German Round, 18-19-20 August 2017

World Supersport 300 - Ideal Times Free Practice 1st Session

Lausitzring 4.265 m

2 / 2

Rider No.	Nat	Bike	Seg. 1 Diff. 1	Seg. 2 Diff. 2	Seg. 3 Diff. 3	Seg. 4 Diff. 4	Ideal Time			
							Best Lap	Pos.	Diff.	
32	21 A. BIDDLE	NZL	Kawasaki Ninja 300	31.683 0.717	38.940	26.995	24.597	2'02.215 2'02.932	32	0.717
33	27 F. ROVELLI	ITA	Yamaha YZF-R3	32.142 0.020	38.938 0.513	27.320	24.456	2'02.856 2'03.389	33	0.533
34	130 R. FERREIRA	BRA	Yamaha YZF-R3	32.092	39.374 0.369	27.265 0.113	24.520 0.120	2'03.251 2'03.853	34	0.602
35	121 K. PATOVA	FIN	Yamaha YZF-R3	32.170 0.330	39.656	27.584 0.258	24.616 0.004	2'04.026 2'04.618	36	0.592
36	53 V. GRIMOUX	FRA	Yamaha YZF-R3	32.477	39.927	27.431	24.433	2'04.268 2'04.268	35	
37	26 L. HOPKINS	GBR	Kawasaki Ninja 300	32.793	39.990 0.578	28.047	25.136	2'05.966 2'06.544	37	0.578
Overall Ideal Time				30.137	37.562	25.754	23.538	1'56.991		

18/08/2017

These data/results cannot be reproduced, stored and/or transmitted in whole or in part by any manner of electronic, mechanical, photocopying, recording, broadcasting or otherwise now known or herein after developed without the previous express consent by the copyright owner, except for reproduction in daily press and regular printed publications on sale to the public within 60 days of the event related to those data/results and always provided that copyright symbol appears together as follows below.

© DORNA WSBK ORGANIZATION Srl 2017

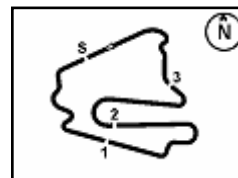
FIOR PERUGIA TIMING



Official Tyre Supplier



Official Timekeeper



Lausitzring 4.265 m

German Round, 18-19-20 August 2017

World Supersport 300 - Chronological Analysis Free Practice 1st Session

1 / 5

1° 88 M. PEREZ (1'57.498)

Lap	Seg.1	Seg.2	Seg.3	Seg.4	Lap Time	km/h	Local Time
		41.461	27.412	35.122			12:32'38.480
1	1'00.362	38.548	26.671	24.117	2'29.698P		12:35'08.178
2	30.418	37.894	26.474	23.807	1'58.593	173,9	12:37'06.771
3	30.257	37.612	26.225	23.728	1'57.822	173,6	12:39'04.593
4	30.436	37.811	26.341	28.395	2'02.983	174,7	12:41'07.576
5	32.566	37.760	26.130	33.874	2'10.330P	175,3	12:43'17.906
6	5'50.499	48.363	39.602	25.100	7'43.564P		12:51'01.470
7	30.234	37.569	26.227	23.692	1'57.722C	176,5	12:52'59.192
8	37.778	47.534	33.132	41.586	2'40.030CP	177,3	12:55'39.222
9	2'43.111	49.772	33.613	25.626	4'32.122P		13:00'11.344
10	30.137	37.948	25.834	23.579	1'57.498	175,6	13:02'08.842
11	30.665	37.918	25.949	25.716	2'00.248	178,8	13:04'09.090

2° 2 A. CARRASCO (1'57.835)

Lap	Seg.1	Seg.2	Seg.3	Seg.4	Lap Time	km/h	Local Time
		43.573	29.183	25.422			12:32'24.334
1	33.141	39.458	27.376	24.318	2'04.293	162,1	12:34'28.627
2	32.017	38.552	26.983	24.232	2'01.784	178,2	12:36'30.411
3	31.615	38.990	26.855	24.030	2'01.490	176,5	12:38'31.901
4	31.190	38.116	26.541	23.902	1'59.749	177,3	12:40'31.650
5	31.875	38.314	26.460	23.809	2'00.458	182,4	12:42'32.108
6	30.996	37.611	26.523	24.153	1'59.283	174,4	12:44'31.391
7	32.678	38.013	26.587	23.726	2'01.004	174,4	12:46'32.395
8	30.983	37.880	26.431	23.819	1'59.113	175,9	12:48'31.508
9	31.997	37.880	26.365	23.719	1'59.961	175,0	12:50'31.469
10	30.653	40.216	29.036	23.835	2'03.740	176,5	12:52'35.209
11	32.377	45.516	28.843	37.168	2'23.904CP	174,7	12:54'59.113
12	3'16.891	39.840	26.512	23.904	4'47.147P		12:59'46.260
13	30.654	37.562	26.081	23.538	1'57.835	176,2	13:01'44.095
14	30.556	38.418	26.654	24.237	1'59.865	180,0	13:03'43.960
15	30.525	38.541	26.479	23.638	1'59.183	178,8	13:05'43.143

3° 35 A. TRIGLIA (1'57.981)

Lap	Seg.1	Seg.2	Seg.3	Seg.4	Lap Time	km/h	Local Time
		41.291	29.421	24.789			12:32'10.307
1	31.050	38.336	26.386	24.714	2'00.486	173,0	12:34'10.793
2	31.108	40.743	26.760	24.105	2'02.716	170,6	12:36'13.509
3	30.565	42.475	27.320	24.364	2'04.724	173,9	12:38'18.233
4	30.988	38.580	26.189	33.403	2'09.160P	173,9	12:40'27.393
5	1'47.072	40.629	26.285	24.119	3'18.105P		12:43'45.498
6	30.598	38.204	25.912	23.981	1'58.695	170,8	12:45'44.193
7	30.566	38.040	25.999	23.912	1'58.517	170,0	12:47'42.710
8	30.659	38.874	26.000	24.143	1'59.676	170,0	12:49'42.386
9	30.526	37.907	25.902	23.646	1'57.981	171,7	12:51'40.367
10	35.614	40.075	30.328	39.004	2'25.021CP	175,6	12:54'05.388
11	4'21.346	46.418	30.530	26.688	6'04.982P		13:00'10.370
12	30.841	38.614	25.754	24.050	1'59.259	169,5	13:02'09.629
13	30.616	38.118	25.814	24.042	1'58.590	172,5	13:04'08.219

4° 16 T. GEORGI (1'58.032)

Lap	Seg.1	Seg.2	Seg.3	Seg.4	Lap Time	km/h	Local Time
		40.336	27.394	24.602			12:32'05.987
1	31.550	38.750	26.657	24.252	2'01.209	169,8	12:34'07.196
2	30.997	38.370	26.718	23.981	2'00.066	169,5	12:36'07.262
3	30.832	38.263	26.321	23.902	1'59.318	170,0	12:38'06.580
4	30.615	38.215	26.326	23.891	1'59.047	169,5	12:40'05.627
5	30.568	38.188	26.069	23.797	1'58.622	169,8	12:42'04.249
6	30.615	37.915	26.137	23.836	1'58.503	170,3	12:44'02.752
7	30.558	37.746	26.312	23.771	1'58.387	169,8	12:46'01.139
8	30.548	38.315	26.050	23.800	1'58.713	168,7	12:47'59.852
9	30.416	37.938	25.939	23.753	1'58.046	169,2	12:49'57.898
10	30.509	37.785	25.879	23.859	1'58.032	171,1	12:51'55.930
11	30.449	37.742	27.840	38.322	2'14.353CP	171,4	12:54'10.283

12	4'49.964	38.809	26.322	24.061	6'19.156P		13:02'29.439
13	30.804	38.225	26.222	24.063	1'59.314	169,0	13:02'28.753
14	30.975	38.194	26.233	23.976	1'59.378	170,6	13:04'28.131

5° 15 A. COPPOLA (1'58.061)

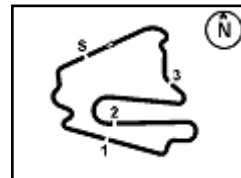
Lap	Seg.1	Seg.2	Seg.3	Seg.4	Lap Time	km/h	Local Time
		46.003	30.008	27.906			12:32'20.313
1	35.703	43.916	31.144	24.970	2'15.733	142,0	12:34'36.046
2	31.275	39.130	26.932	24.449	2'01.786	178,8	12:36'37.832
3	31.137	38.923	26.705	24.300	2'01.065	172,5	12:38'38.897
4	31.180	38.548	26.647	23.909	2'00.284	170,3	12:40'39.181
5	31.905	38.534	26.451	23.923	2'00.813	174,4	12:42'39.994
6	31.016	38.191	26.330	23.977	1'59.514	172,2	12:44'39.508
7	31.771	39.094	27.513	33.006	2'11.384P	171,9	12:46'50.892
8	2'33.439	41.967	26.518	23.733	4'05.657P		12:50'56.549
9	30.776	37.806	26.166	23.950	1'58.698	175,6	12:52'55.247
10	35.162	45.365	31.547	37.975	2'30.049CP	171,4	12:55'25.296
11	2'55.238	39.287	26.389	24.950	4'25.864P		12:59'51.160
12	30.514	37.748	25.933	23.866	1'58.061	172,5	13:01'49.221
13	30.651	37.822	26.184	23.963	1'58.620	171,4	13:03'47.841
14	30.633	37.892	26.266	26.663	2'01.454	170,6	13:05'49.295

6° 6 R. SCHOTMAN (1'58.343)

Lap	Seg.1	Seg.2	Seg.3	Seg.4	Lap Time	km/h	Local Time
		40.627	27.180	24.016			12:32'12.364
1	32.588	39.153	26.858	23.822	2'02.421	177,6	12:34'14.785
2	31.372	38.761	26.472	24.268	2'00.873	175,6	12:36'15.658
3	31.444	39.416	26.952	24.298	2'02.110	171,9	12:38'17.768
4	33.063	38.769	26.508	24.155	2'02.495	169,8	12:40'20.263
5	31.096	38.211	26.145	23.720	1'59.172	177,6	12:42'19.435
6	31.208	38.384	26.545	23.895	2'00.032	171,4	12:44'19.467
7	31.389	39.731	26.526	23.988	2'01.634	170,3	12:46'21.101
8	31.161	38.503	26.348	23.966	1'59.978	170,0	12:48'21.079
9	32.922	38.093	26.294	23.824	2'01.133	170,6	12:50'22.212
10	30.721	37.860	26.125	23.637	1'58.343	174,4	12:52'20.555
11	30.723	40.879	34.399	45.420	2'31.421CP	175,0	12:54'51.976
12	3'19.808	38.991	27.527	24.396	4'50.722P		12:59'42.698
13	31.329	38.561	25.833	24.257	1'59.980	173,3	13:01'42.678
14	30.759	37.779	26.148	23.772	1'58.458	174,4	13:03'41.136
15	31.042	38.452	26.261	24.006	1'59.761	175,0	13:05'40.897

7° 41 M. GARCIA (1'58.486)

Lap	Seg.1	Seg.2	Seg.3	Seg.4	Lap Time	km/h	Local Time
		41.449	30.164	27.548			12:32'29.467
1	35.165	43.221	29.567	25.881	2'13.834	144,8	12:34'43.301
2	31.878	40.372	27.488	25.177	2'04.915	167,6	12:36'48.216
3	31.777	39.650	27.120	24.539	2'03.086	166,1	12:38'51.302
4	31.487	39.213	26.758	24.266	2'01.724	169,2	12:40'53.026
5	31.480	38.858	26.688	24.128	2'01.154	170,3	12:42'54.180
6	31.225	38.755	26.373	24.260	2'00.613	172,8	12:44'54.793
7	31.125	38.591	26.259	23.974	1'59.949	169,2	12:46'54.742
8	30.934	38.320	26.567	24.186	2'00.007	169,8	12:48'54.749
9	30.719	38.532	26.098	24.101	1'59.450	176,7	12:50'54.199
10	36.343	39.108	26.774	23.950	2'06.175C	170,6	12:53'00.374
11	36.292	43.067	28.419	35.843	2'23.621CP	176,7	12:55'23.995
12	2'19.844	1'01.247	34.416	24.836	4'20.343P		



German Round, 18-19-20 August 2017

World Supersport 300 - Chronological Analysis Free Practice 1st Session

Lap	Seg.1	Seg.2	Seg.3	Seg.4	Lap Time	km/h	Local Time
4	31.835	38.796	27.025	24.067	2'01.723	170,6	12:40'27.044
5	31.817	38.815	27.047	24.216	2'01.895	172,2	12:42'28.939
6	32.253	38.500	26.917	24.548	2'02.218	169,5	12:44'31.157
7	31.320	38.308	26.325	23.870	1'59.823	173,3	12:46'30.980
8	31.148	38.874	26.419	24.164	2'00.605	170,3	12:48'31.585
9	33.072	38.948	26.642	24.009	2'02.671	169,8	12:50'34.256
10	31.197	38.455	26.549	23.985	2'00.186	171,4	12:52'34.442
11	34.067	49.305	29.122	34.964	2'27.458CP	169,5	12:55'01.900
12	3'13.986	40.104	27.553	24.165	4'45.808P		12:59'47.708
13	30.886	38.415	26.549	26.127	2'01.977	177,0	13:01'49.685
14	30.661	38.135	26.371	23.884	1'59.051	172,2	13:03'48.736
15	30.700	37.829	26.234	23.753	1'58.516	174,7	13:05'47.252

9° 17 G. NODERER (1'58.582)							
Lap	Seg.1	Seg.2	Seg.3	Seg.4	Lap Time	km/h	Local Time
		43.904	28.354	25.404			12:32'25.830
1	32.338	39.333	27.434	24.484	2'03.589	174,4	12:34'29.419
2	31.549	38.607	26.785	24.276	2'01.217	176,5	12:36'30.636
3	31.787	38.686	26.933	24.183	2'01.589	176,2	12:38'32.225
4	31.382	37.991	26.411	24.122	1'59.906	173,9	12:40'32.131
5	31.155	37.891	26.336	24.090	1'59.472	178,2	12:42'31.603
6	31.006	37.700	26.388	24.028	1'59.122	173,3	12:44'30.725
7	30.946	38.041	26.070	24.202	1'59.259	173,6	12:46'29.984
8	30.788	38.158	26.142	24.208	1'59.296	170,3	12:48'29.280
9	30.709	37.982	25.886	24.005	1'58.582	171,1	12:50'27.862
10	31.526	43.694	30.206	24.432	2'09.858	170,8	12:52'37.720
11	30.618	49.148	31.023	39.757	2'30.546CP	173,0	12:55'08.266
12	3'38.830	40.143	27.823	24.601	5'11.397P		13:00'19.663
13	30.811	38.494	26.256	26.217	2'01.778	171,4	13:02'21.441
14	31.204	38.066	26.339	24.250	1'59.859	160,6	13:04'21.300

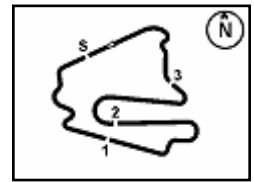
10° 95 G. DE GRUTTOLA (1'58.861)							
Lap	Seg.1	Seg.2	Seg.3	Seg.4	Lap Time	km/h	Local Time
		47.250	30.698	26.494			12:32'24.163
1	34.594	41.863	30.972	25.119	2'12.548	144,2	12:34'36.711
2	31.659	39.250	26.990	24.496	2'02.395	175,0	12:36'39.106
3	31.363	38.793	26.859	24.593	2'01.608	172,2	12:38'40.714
4	31.154	38.703	26.625	24.288	2'00.770	168,2	12:40'41.484
5	31.229	38.302	26.549	24.280	2'00.360	171,4	12:42'41.844
6	31.503	39.323	26.707	24.557	2'02.090	171,7	12:44'43.934
7	31.128	45.089	32.200	24.174	2'12.591	171,1	12:46'56.525
8	30.936	37.834	26.143	23.948	1'58.861	171,9	12:48'55.386
9	31.099	37.786	27.529	24.175	2'00.589	180,3	12:50'55.975
10	32.541	38.064	26.367	23.888	2'00.860	171,4	12:52'56.835
11	36.703	49.620	32.809	40.474	2'39.606CP	173,9	12:55'36.441
12	3'01.884	46.270	28.160	24.409	4'40.723P		13:00'17.164
13	31.336	41.548	26.442	24.209	2'03.535	172,2	13:02'20.699
14	30.987	38.523	27.580	24.479	2'01.569	171,7	13:04'22.268

11° 75 S. DEROUE (1'58.865)							
Lap	Seg.1	Seg.2	Seg.3	Seg.4	Lap Time	km/h	Local Time
		40.408	27.321	24.345			12:32'11.507
1	31.312	38.790	26.800	24.071	2'00.973	180,3	12:34'12.480
2	31.132	38.490	26.670	23.939	2'00.231	175,3	12:36'12.711
3	31.067	43.239	27.741	24.673	2'06.720	171,1	12:38'19.431
4	30.921	38.520	26.512	23.958	1'59.911	173,3	12:40'19.342
5	31.008	38.717	26.450	24.004	2'00.179	170,3	12:42'19.521
6	31.318	38.663	26.425	24.696	2'01.102	172,2	12:44'20.623
7	30.624	38.253	26.406	24.016	1'59.299	171,9	12:46'19.922
8	33.202	38.318	26.133	24.467	2'02.120	167,9	12:48'22.042
9	30.764	38.443	26.388	23.919	1'59.514	171,4	12:50'21.556
10	38.931	43.694	36.727	25.852	2'25.204	170,8	12:52'46.760
11	31.939	43.069	29.470	38.313	2'22.791CP	175,0	12:55'09.551
12	2'58.251	42.815	28.075	24.431	4'33.572P		12:59'43.123
13	31.066	38.087	25.893	24.070	1'59.116	178,5	13:01'42.239
14	30.334	37.991	26.107	24.433	1'58.865	173,3	13:03'41.104

12° 12 A. RUSMIPUTRO (1'58.952)							
Lap	Seg.1	Seg.2	Seg.3	Seg.4	Lap Time	km/h	Local Time
		44.499	28.898	25.372			12:32'24.784
1	31.950	39.282	26.954	24.302	2'02.488	176,5	12:34'27.272
2	31.472	39.203	26.904	24.497	2'02.076	178,2	12:36'29.348
3	31.396	38.893	26.684	24.168	2'01.141	177,3	12:38'30.489
4	31.457	38.767	26.552	24.251	2'01.027	179,4	12:40'31.516
5	52.653	40.213	26.606	24.749	2'24.221	181,2	12:42'55.737
6	30.917	38.249	26.838	24.245	2'00.249	177,9	12:44'55.986
7	31.100	38.519	26.406	24.127	2'00.152	174,7	12:46'56.138
8	30.940	38.050	26.164	24.432	1'59.586	175,3	12:48'55.724
9	31.128	38.376	26.192	23.784	1'59.480	180,3	12:50'55.204
10	31.361	42.432	27.705	23.933	2'05.431C	177,6	12:53'00.635
11	37.409	44.168	29.564	36.181	2'27.322CP	180,6	12:55'27.957
12	2'46.039	39.370	26.924	24.329	4'16.662P		12:59'44.619
13	30.852	38.053	26.188	23.863	1'58.956	174,2	13:01'43.575
14	30.771	37.825	26.364	23.992	1'58.952	177,9	13:03'42.527
15	30.960	38.229	26.258	23.954	1'59.401	181,8	13:05'41.928

13° 23 M. BASTIANELLI (1'59.126)							
Lap	Seg.1	Seg.2	Seg.3	Seg.4	Lap Time	km/h	Local Time
		45.582	30.025	25.891			12:32'27.330
1	33.400	40.762	27.784	25.310	2'07.256	178,2	12:34'34.586
2	32.402	40.169	27.180	27.668	2'07.419	170,6	12:36'42.005
3	31.766	39.880	27.406	24.791	2'03.843	171,7	12:38'45.848
4	31.524	39.677	27.176	24.939	2'03.316	171,1	12:40'49.164
5	31.603	39.444	27.159	24.743	2'02.949	172,2	12:42'52.113
6	32.883	40.015	26.562	35.186	2'14.646P	170,3	12:45'06.759
7	1'59.567	40.547	31.288	25.983	3'37.385P		12:48'44.144
8	31.561	38.629	26.334	24.135	2'00.659	170,8	12:50'44.803
9	31.137	38.423	26.456	24.661	2'00.677	175,3	12:52'45.480
10	31.227	38.707	26.966	38.418	2'15.318CP	171,1	12:55'00.798
11	3'15.422	40.007	26.905	24.437	4'46.771P		12:59'47.569
12	31.346	38.528	26.386	24.394	2'00.654	171,9	13:01'48.223
13	31.399	38.517	26.142	24.145	2'00.203	168,7	13:03'48.426
14	30.701	38.285	25.962	24.178	1'59.126	171,9	13:05'47.552

14° 33 D. VALLE (1'59.266)							
Lap	Seg.1	Seg.2	Seg.3	Seg.4	Lap Time	km/h	Local Time
		48.365	32.647	26.620			12:32'24.770
1	34.685	41.071	29.053	25.368	2'10.177	131,9	12:34'34.947
2	32.252	39.813	27.428	24.668	2'04.161	164,6	12:36'39.108
3	31.381	38.803	27.020	24.409	2'01.613	170,6	12:38'40.721
4	31.299	39.017	26.913	24.024	2'01.253	170,6	12:40'41.974
5	31.132	38.300	26.657	24.127	2'00.216	174,2	12:42'42.190
6	31.175	38.672	26.828	24.251	2'00.926	175,6	12:44'43.116
7	32.165	44.702	31.107	23.824	2'11.798	170,0	12:46'54.914
8	30.932	38.270	26.688	24.183	2'00.073	173,0	12:48'54.987
9	30.722	38.512	26.345	23.839	1'59.418	177,9	12:50'54.405
10	33.238	38.135	26.530	23.926	2'01.829	175,0	12:52'56.234
11	34.386	43.562	30.036	35.707	2'23.691CP	172,5	12:55'19.925
12	2'24.152	57.768	36.595	24.379	4'22.894P		12:59'42.819
13	31.638	38.363	26.320	23.971	2'00.292	177,0	13:01'43.111
14	30.848	37.982	26.450	23.986	1'59.266	176,7	13:03'42.377
15	31.734	39.381	29.339				



German Round, 18-19-20 August 2017

World Supersport 300 - Chronological Analysis Free Practice 1st Session

3 / 5

16° 97 M. KAPPLER (1'59.494)						
Lap	Seg.1	Seg.2	Seg.3	Seg.4	Lap Time	km/h Local Time
1	31.469	38.846	26.943	24.488	2'01.746	167,9 12:34'10.759
2	31.243	38.471	26.651	24.141	2'00.506	167,1 12:36'11.265
3	31.241	1'52.499	33.190	34.738	3'31.668P	168,2 12:39'42.933
4	8'39.918	48.000	29.567	34.468	10'31.953P	12:50'14.886
5	7'38.983	39.189	26.693	24.364	9'09.229P	12:59'24.115
6	31.174	38.337	26.690	24.188	2'00.389	165,6 13:01'24.504
7	31.120	38.391	26.623	24.023	2'00.157	165,1 13:03'24.661
8	30.901	38.215	26.386	23.992	1'59.494	166,9 13:05'24.155

17° 79 C. TAYLOR (1'59.520)						
Lap	Seg.1	Seg.2	Seg.3	Seg.4	Lap Time	km/h Local Time
1	55.634	39.873	26.758	24.482	2'26.747C	171,7 12:35'15.507
2	31.444	38.785	26.398	24.342	2'00.969	170,6 12:37'16.476
3	31.031	38.721	26.334	24.211	2'00.297	170,3 12:39'16.773
4	46.264	38.858	27.074	40.928	2'33.124CP	170,0 12:41'49.897
5	2'11.885	38.956	26.818	24.346	3'42.005P	12:45'31.902
6	30.740	38.267	26.329	24.184	1'59.520	168,7 12:47'31.422
7	31.318	38.513	26.521	24.244	2'00.596	167,6 12:49'32.018
8	30.734	38.382	26.387	24.134	1'59.637	169,0 12:51'31.655
9	30.534	38.485	26.384	38.663	2'14.066CP	169,2 12:53'45.721
10	5'05.783	38.820	26.477	24.318	6'35.398P	13:00'21.119
11	30.505	39.015	26.366	24.149	2'00.035	171,1 13:02'21.154
12	31.127	38.339	26.531	24.481	2'00.478	172,5 13:04'21.632

18° 80 A. PONTONE (1'59.547)						
Lap	Seg.1	Seg.2	Seg.3	Seg.4	Lap Time	km/h Local Time
1	32.277	38.619	26.691	24.238	2'01.825	177,0 12:34'13.680
2	31.626	39.252	26.716	24.430	2'02.024	171,1 12:36'15.704
3	31.575	39.913	27.209	24.112	2'02.809	173,3 12:38'18.513
4	32.033	38.847	26.487	24.152	2'01.519	174,2 12:40'20.032
5	31.459	38.110	26.358	23.896	1'59.823	169,5 12:42'19.855
6	31.107	38.022	26.711	23.778	1'59.618	172,8 12:44'19.473
7	31.051	39.339	26.618	33.421	2'10.429P	172,5 12:46'29.902
8	2'34.663	43.640	42.564	26.989	4'27.856P	12:50'57.758
9	31.184	38.306	26.339	23.882	1'59.711	170,0 12:52'57.469
10	35.829	42.565	31.626	37.948	2'27.968CP	174,2 12:55'25.437
11	2'49.775	45.363	26.391	24.472	4'26.001P	12:59'51.438
12	30.657	38.360	26.340	24.190	1'59.547	174,4 13:01'50.985
13	31.185	38.801	29.878	26.191	2'06.055	169,8 13:03'57.040
14	31.209	38.364	26.737	24.257	2'00.567	167,6 13:05'57.607

19° 18 A. MURLEY (1'59.980)						
Lap	Seg.1	Seg.2	Seg.3	Seg.4	Lap Time	km/h Local Time
1	32.341	39.712	27.261	25.073	2'04.387	168,7 12:34'23.765
2	31.652	39.020	26.899	24.590	2'02.161	168,2 12:36'25.926
3	31.465	39.705	26.915	24.436	2'02.521	169,0 12:38'28.447
4	31.287	38.806	26.865	24.195	2'01.153	168,2 12:40'29.600
5	30.976	38.685	26.387	23.932	1'59.980	170,0 12:42'29.580
6	31.012	38.677	26.461	35.309	2'11.459P	175,3 12:44'41.039
7	3'06.578	40.191	27.536	24.375	4'38.680P	12:49'19.719

20° 20 D. LOUREIRO (2'00.129)						
Lap	Seg.1	Seg.2	Seg.3	Seg.4	Lap Time	km/h Local Time
1	6'40.462	43.060	29.740	30.446	35.045	8'19.539P 12:32'46.645
2	34.294	42.349	29.081	25.811	2'11.535	143,1 12:43'17.719
3	34.056	42.048	28.747	25.649	2'10.500	142,9 12:45'28.219
4	33.956	43.034	30.059	35.244	2'22.293P	139,9 12:47'50.512
5	1'55.774	39.322	27.385	24.437	3'26.918P	12:51'17.430
6	31.468	38.660	27.348	24.248	2'01.724C	169,0 12:53'19.154
7	33.275	43.093	28.955	35.554	2'20.877CP	165,6 12:55'40.031
8	2'28.627	39.479	27.225	24.297	3'59.628P	12:59'39.659
9	30.872	38.553	26.805	24.081	2'00.311	169,2 13:01'39.970
10	30.539	38.642	26.930	24.018	2'00.129	167,9 13:03'40.099

21° 84 M. CARBONERA (2'00.263)						
Lap	Seg.1	Seg.2	Seg.3	Seg.4	Lap Time	km/h Local Time
1	34.250	46.662	32.254	27.389		12:32'26.277
2	31.601	42.219	28.991	25.419	2'10.879	158,3 12:34'37.156
3	31.768	39.702	27.377	25.255	2'03.935	174,2 12:36'41.091
4	31.768	39.800	27.571	24.885	2'04.024	167,9 12:38'45.115
5	31.581	39.368	27.047	24.746	2'02.742	168,2 12:40'47.857
6	34.145	40.694	28.167	24.804	2'07.810	169,0 12:42'55.667
7	31.491	38.533	26.689	24.350	2'01.063	170,0 12:44'56.730
8	31.156	38.483	26.571	24.053	2'00.263	171,9 12:46'56.993
9	31.808	39.348	27.669	39.436	2'18.261P	175,3 12:49'15.254
10	3'33.724	44.228	41.772	48.375	5'48.099CP	12:55'03.353
11	3'32.957	47.983	27.397	24.745	5'13.082P	13:00'16.435
12	31.419	39.442	27.527	25.695	2'04.083	166,9 13:02'20.518
13	31.528	38.808	27.246	24.943	2'02.525	159,9 13:04'23.043

22° 87 A. LICCIARDI (2'00.611)						
Lap	Seg.1	Seg.2	Seg.3	Seg.4	Lap Time	km/h Local Time
1	33.183	39.253	27.459	25.250	2'03.957	176,2 12:34'15.381
2	31.441	39.554	27.015	24.080	2'02.090	175,9 12:36'17.471
3	31.969	40.062	27.244	24.462	2'03.737	171,9 12:38'21.208
4	31.557	39.423	27.046	24.233	2'02.259	171,1 12:40'23.467
5	31.669	39.213	26.921	24.168	2'01.971	171,1 12:42'25.438
6	31.453	39.168	27.335	35.622	2'13.578P	171,4 12:44'39.016
7	2'32.513	39.375	27.136	24.295	4'03.319P	12:48'42.335
8	31.552	38.997	26.839	24.233	2'01.621	169,8 12:50'43.956
9	31.574	38.886	26.805	24.204	2'01.469	170,6 12:52'45.425
10	31.825	39.392	27.489	35.882	2'14.588CP	171,7 12:55'00.013
11	3'08.721	39.531	28.916	24.274	4'41.442P	12:59'41.455
12	31.418	38.535	26.683	24.127	2'00.763	170,8 13:01'42.218
13	31.032	38.442	27.063	24.074	2'00.611	170,0 13:03'42.829
14	31.481	39.567	27.539	24.170	2'02.757	180,6 13:05'45.586

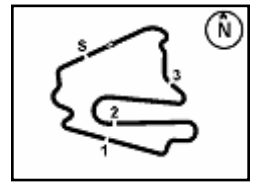
23° 28 P. GIACOMINI (2'00.733)						
Lap	Seg.1	Seg.2	Seg.3	Seg.4	Lap Time	km/h Local Time
1	33.125	41.183	28.786	24.958	2'08.052	175,6 12:34'35.943
2	31.874	39.871	27.561	24.119	2'03.425	173,6 12:36'39.368
3	31.464	39.476	27.368	24.972	2'03.280	177,6 12:38'42.648
4	31.181	38.954	26.965	24.323	2'01.423	171,7 12:40'44.071
5	52.705	40.164	27.567	24.761	2'25.197C	173,9 12:43'09.268
6	31.604	39.144	27.641	33.859	2'12.248P	167,4 12:45'21.516
7	2'42.422	39.932	30.165	26.051	4'18.570P	12:49'40.086
8	33.482	38.858	26.793	24.028	2'03.161	165,1 12:51'43.247
9	31.463	38.873	28.636	41.770	2'20.742CP	171,1 12:54'03.989
10	4'36.287	40.269	27.580	24.402	6'08.538P	13:00'12.527
11	31.003	38.893	26.811	24.026	2'00.733	170,0 13:02'13.260
12	31.260	42.454	30.310	24.493	2'08.517	171,7 13:04'21.777

24° 14 E. DE LA VEGA (2'01.307)						
---------------------------------	--	--	--	--	--	--

18/08/2017 P = Pits In/Out - C = Lap-Time Cancelled

These data/results cannot be reproduced, stored and/or transmitted in whole or in part by any manner of electronic, mechanical, photocopying, recording, broadcasting or otherwise now known or herein after developed without the previous express consent by the copyright owner, except for reproduction in daily press and regular printed publications on sale to the public within 60 days of the event related to those data/results and always provided that copyright symbol appears together as follows below.

© DORNA WSBK ORGANIZATION Srl 2017



German Round, 18-19-20 August 2017

World Supersport 300 - Chronological Analysis Free Practice 1st Session

Lausitzring 4.265 m

4 / 5

Lap	Seg.1	Seg.2	Seg.3	Seg.4	Lap Time	km/h	Local Time
8					31.360	41.188	34.648
9					3'29.824	40.535	26.948
10					31.239	39.488	27.287
11					31.626	39.216	27.106
12					32.791	39.332	27.253
29° 7 N. SETTIMO (2'01.830)							
Lap	Seg.1	Seg.2	Seg.3	Seg.4	Lap Time	km/h	Local Time
1	32.286	39.466	26.780	24.809			12:32'13.683
2	31.905	39.176	27.342	24.668	2'02.652	175,9	12:34'16.335
3	32.538	39.609	27.267	24.650	2'04.064	173,3	12:38'23.490
4	31.814	39.294	27.123	24.499	2'02.730	169,0	12:40'26.220
5	32.432	39.537	26.960	24.392	2'03.321	169,5	12:42'29.541
6	32.054	38.629	26.748	24.399	2'01.830	172,2	12:44'31.371
7	33.015	39.078	27.263	27.825	2'17.181P	174,7	12:46'48.552
8	3'19.017	39.896	27.538	25.171	4'51.622P		12:51'40.174
9	32.059	39.359	29.595	44.394	2'25.407CP	163,6	12:54'05.581
10	4'10.190	40.824	27.279	24.545	5'42.838P		12:59'48.419
11	31.593	39.699	27.114	24.942	2'03.348	171,7	13:01'51.767
12	31.639	39.195	27.136	24.854	2'02.824	170,0	13:03'54.591
13	32.293	39.579	27.276	24.528	2'03.676	167,1	13:05'58.267
30° 9 R. DOORAKKERS (2'02.232)							
Lap	Seg.1	Seg.2	Seg.3	Seg.4	Lap Time	km/h	Local Time
1	34.387	41.718	28.164	25.122	2'09.391	167,9	12:34'52.134
2	33.808	41.132	27.786	24.735	2'07.461	167,4	12:36'59.595
3	33.196	40.641	27.667	24.755	2'06.259	167,6	12:39'05.854
4	32.826	40.116	27.653	24.643	2'05.238	167,6	12:41'11.092
5	32.822	39.993	27.194	24.593	2'04.602	167,9	12:43'15.694
6	32.296	39.999	26.773	24.536	2'03.604	167,9	12:45'19.298
7	32.517	39.693	27.252	38.733	2'18.195P	165,3	12:47'37.493
8	2'15.430	39.442	27.215	24.442	3'46.529P		12:51'24.022
9	31.692	39.016	26.916	41.609	2'19.233CP	167,6	12:53'43.255
10	5'17.912	40.134	26.749	24.324	6'49.119P		13:00'32.374
11	32.056	39.332	26.570	24.909	2'02.867	165,8	13:02'35.241
12	31.697	39.505	26.567	24.463	2'02.232	164,3	13:04'37.473
31° 58 T. FINOCCHIARO (2'02.610)							
Lap	Seg.1	Seg.2	Seg.3	Seg.4	Lap Time	km/h	Local Time
1		43.234	29.502	26.473			12:32'19.466
2	33.577	40.777	27.782	25.372	2'07.508	165,1	12:34'26.974
3	32.870	39.587	27.250	24.555	2'04.262	167,6	12:36'31.236
4	31.612	39.502	27.398	24.642	2'03.154	170,0	12:38'34.390
5	32.418	39.429	27.413	24.804	2'04.064	170,8	12:40'38.454
6	32.466	39.433	27.455	26.009	2'05.363	167,9	12:42'43.817
7	32.043	39.139	27.477	24.853	2'03.512	167,1	12:44'47.329
8	31.838	40.509	27.428	24.811	2'04.586	165,8	12:46'51.915
9	31.698	39.005	27.265	24.642	2'02.610	164,8	12:48'54.525
10	32.361	39.142	27.419	24.610	2'03.532	166,3	12:50'58.057
11	31.833	39.172	26.920	24.255	2'02.180C	169,8	12:53'00.237
12	39.528	45.456	32.820	42.147	2'39.951CP	168,4	12:55'40.188
13	2'50.103	40.077	26.967	24.800	4'21.947P		13:00'02.135
14	53.610	40.498	27.063	24.580	2'25.751C	167,4	13:02'27.886
15	31.830	39.051	26.910	24.953	2'02.744	163,8	13:04'30.630
32° 21 A. BIDDLE (2'02.932)							
Lap	Seg.1	Seg.2	Seg.3	Seg.4	Lap Time	km/h	Local Time
1		41.884	27.641	24.742			12:32'13.357
2	32.400	38.940	26.995	24.597	2'02.932		12:34'16.289
3	31.683	39.207	27.378	24.825	2'03.093	176,5	12:36'19.382
4	32.513	40.092	27.882	34.793	2'15.280P		12:38'34.662
5	3'06.419	40.144	27.652	25.039	4'39.254P		12:43'13.916
6	32.696	40.074	27.623	25.252	2'05.645	168,2	12:45'19.561
7	32.492	39.853	27.523	25.126	2'04.994	171,9	12:47'24.555

18/08/2017 P = Pits In/Out - C = Lap-Time Cancelled

These data/results cannot be reproduced, stored and/or transmitted in whole or in part by any manner of electronic, mechanical, photocopying, recording, broadcasting or otherwise now known or herein after developed without the previous express consent by the copyright owner, except for reproduction in daily press and regular printed publications on sale to the public within 60 days of the event related to those data/results and always provided that copyright symbol appears together as follows below.

© DORNA WSBK ORGANIZATION Srl 2017

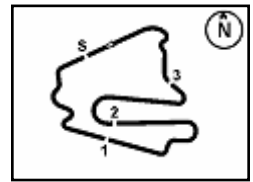
PIRELLI PERUGIA TIMING



Official Tyre Supplier



Official Timekeeper



Lausitzring 4.265 m

German Round, 18-19-20 August 2017

World Supersport 300 - Chronological Analysis Free Practice 1st Session

5 / 5

7	32.937	39.925	27.564	25.220	2'05.646	12:49'30.201			45.930	31.193	26.584		12:32'27.155	
8	32.366	39.299	27.331	31.884	2'10.880P	12:51'41.081	1	35.174	42.270	29.649	25.628	2'12.721	175,6	12:34'39.876
9	6'01.631	39.888	29.338	27.134	7'37.991P	12:59'19.072	2	34.432	41.880	29.169	25.300	2'10.781	173,0	12:36'50.657
10	35.331	39.710	27.080	24.944	2'07.065	13:01'26.137	3	34.033	41.458	28.756	25.277	2'09.524	170,3	12:39'00.181
11	31.993	39.760	27.531	25.202	2'04.486	167,9	4	33.800	40.486	29.224	34.058	2'17.568P	169,5	12:41'17.749
12	32.342	39.948	27.665	25.168	2'05.123	13:05'35.746	5	1'36.266	41.183	29.405	25.345	3'12.199P		12:44'29.948

33° 27 F. ROVELLI (2'03.389)

Lap	Seg.1	Seg.2	Seg.3	Seg.4	Lap Time	km/h	Local Time
		43.620	29.526	25.954			12:32'20.518
1	34.229	43.407	29.104	36.577	2'23.317P	150,5	12:34'43.835
2	3'06.628	40.575	28.326	24.717	4'40.246P		12:39'24.081
3	32.782	40.261	27.876	24.632	2'05.551	167,6	12:41'29.632
4	33.254	40.221	27.567	24.705	2'05.747	169,2	12:43'35.379
5	32.791	39.635	27.797	24.501	2'04.724	169,0	12:45'40.103
6	32.281	39.580	27.424	25.746	2'05.031	166,6	12:47'45.134
7	32.470	39.475	27.357	24.522	2'03.824	168,4	12:49'48.958
8	32.197	38.938	27.618	24.716	2'03.469	169,8	12:51'52.427
9	32.142	39.366	28.052	41.291	2'20.851CP	168,7	12:54'13.278
10	5'15.974	40.342	27.994	24.889	6'49.199P		13:01'02.477
11	33.038	39.809	27.440	24.704	2'04.991	165,1	13:03'07.468
12	32.162	39.451	27.320	24.456	2'03.389	166,3	13:05'10.857

34° 130 R. FERREIRA (2'03.853)

Lap	Seg.1	Seg.2	Seg.3	Seg.4	Lap Time	km/h	Local Time
							12:33'09.507
1					2'07.932		12:35'17.439
2					2'07.045		12:37'24.484
3					2'06.798		12:39'31.282
4	4'59.389	40.574	27.773	24.760	6'32.496		12:46'03.778
5	32.798	39.987	27.643	24.520	2'04.948	166,6	12:48'08.726
6	32.580	39.601	27.285	24.529	2'03.995	166,9	12:50'12.721
7	32.427	39.374	27.750	24.717	2'04.268	168,2	12:52'16.989
8	32.359	39.595	28.900	37.481	2'18.335CP	167,9	12:54'35.324
9	3'52.352	41.309	27.960	24.918	5'26.539P		13:00'01.863
10	34.326	40.698	27.265	24.536	2'06.825	165,6	13:02'08.688
11	32.092	39.743	27.378	24.640	2'03.853	167,6	13:04'12.541

35° 53 V. GRIMOUX (2'04.268)

Lap	Seg.1	Seg.2	Seg.3	Seg.4	Lap Time	km/h	Local Time
		43.877	31.372	25.716			12:32'21.088
1	33.606	42.498	29.019	32.445	2'17.568P	167,6	12:34'38.656
2	8'38.456	41.823	29.201	36.498	10'25.978P		12:45'04.634
3	12'28.390	42.128	28.417	25.035	14'03.970P		12:59'08.604
4	33.467	40.379	27.934	24.721	2'06.501	164,3	13:01'15.105
5	33.069	40.333	27.777	24.833	2'06.012	164,3	13:03'21.117
6	32.477	39.927	27.431	24.433	2'04.268	164,8	13:05'25.385

36° 121 K. PATOVA (2'04.618)

Lap	Seg.1	Seg.2	Seg.3	Seg.4	Lap Time	km/h	Local Time
		42.730	30.575	25.777			12:33'05.877
1	33.880	41.631	29.358	25.257	2'10.126	169,2	12:35'16.003
2	32.896	40.961	29.179	25.331	2'08.367	170,3	12:37'24.370
3	33.457	40.586	28.301	24.982	2'07.326	169,0	12:39'31.696
3	32.958	40.258	29.017	25.093	2'07.326	170,8	12:41'39.022
4	32.748	45.527	28.675	24.992	2'11.942	169,8	12:43'50.964
5	32.495	40.674	28.192	24.732	2'06.093	169,5	12:45'57.057
6	32.936	40.419	27.789	24.808	2'05.952	167,6	12:48'03.009
7	32.613	40.112	28.173	24.616	2'05.514	170,0	12:50'08.523
8	32.500	39.656	27.842	24.620	2'04.618	170,0	12:52'13.141
9	32.350	39.656	28.357	36.675	2'17.038CP	169,8	12:54'30.179
10	4'04.531	40.222	28.340	24.837	5'37.930P		13:00'08.109
11	32.402	39.785	27.584	24.882	2'04.653	170,0	13:02'12.762
12	32.170	40.069	27.757	24.721	2'04.717	169,2	13:04'17.479

37° 26 L. HOPKINS (2'06.544)

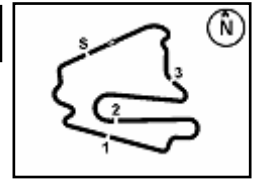
Lap	Seg.1	Seg.2	Seg.3	Seg.4	Lap Time	km/h	Local Time
-----	-------	-------	-------	-------	----------	------	------------

18/08/2017 P = Pits In/Out - C = Lap-Time Cancelled

These data/results cannot be reproduced, stored and/or transmitted in whole or in part by any manner of electronic, mechanical, photocopying, recording, broadcasting or otherwise now known or herein after developed without the previous express consent by the copyright owner, except for reproduction in daily press and regular printed publications on sale to the public within 60 days of the event related to those data/results and always provided that copyright symbol appears together as follows below.

© DORNA WSBK ORGANIZATION Srl 2017





Lausitzring 4.265 m

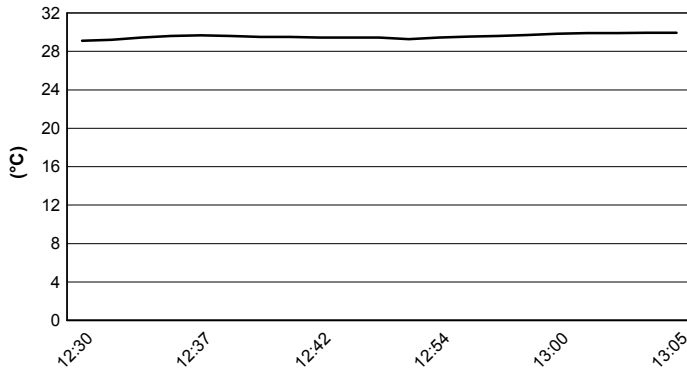
German Round, 18-19-20 August 2017

World Supersport 300 - Weather Report Free Practice 1st Session

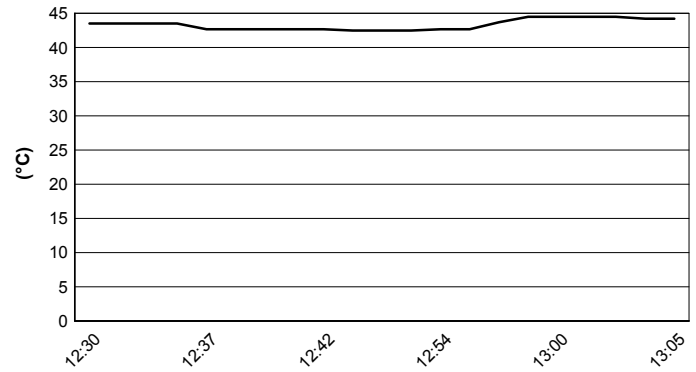
Session started 12:30

Session ended 13:06

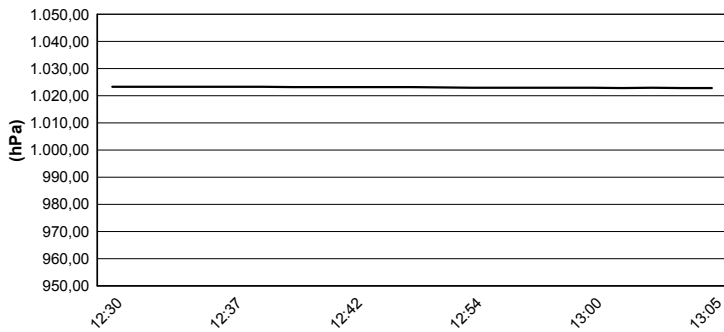
Air Temperature



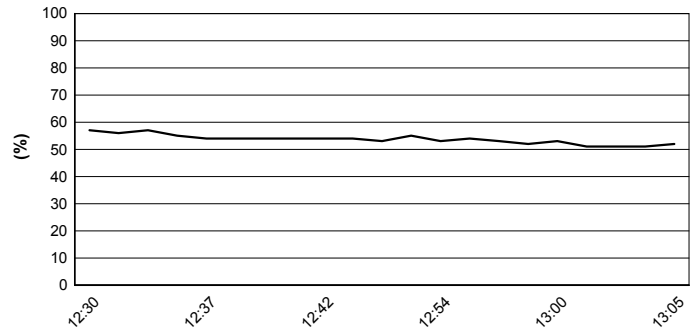
Track Temperature



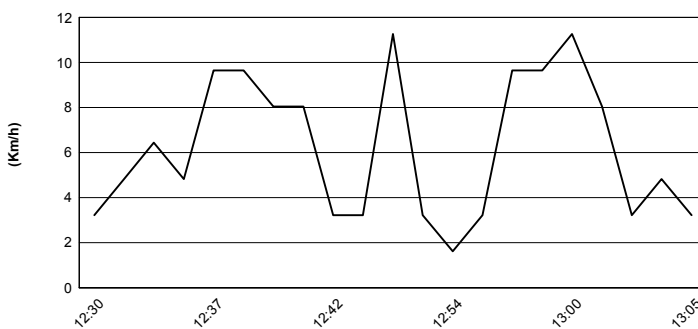
Air Pressure



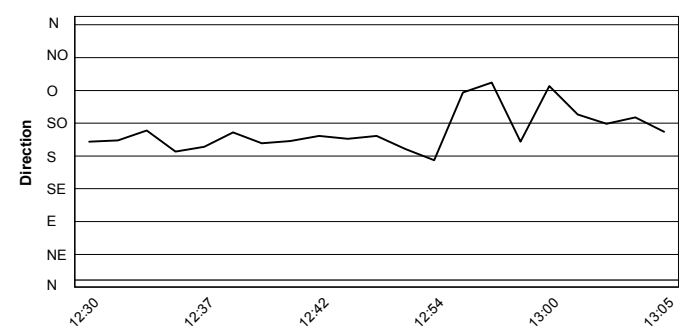
Humidity



Wind Speed



Wind Direction



18/08/2017

These data/results cannot be reproduced, stored and/or transmitted in whole or in part by any manner of electronic, mechanical, photocopying, recording, broadcasting or otherwise now known or herein after developed without the previous express consent by the copyright owner, except for reproduction in daily press and regular printed publications on sale to the public within 60 days of the event related to those data/results and always provided that copyright symbol appears together as follows below.

© DORNA WSBK ORGANIZATION Srl 2017